



WEEK 1

ELEMENTARY LESSON OUTLINE



BIG IDEA

God gave us a mission.

THE BIBLE

The Great Commission: Matthew 28:16-20;
(Romans 10:14-15)

THIS WEEK AT A GLANCE

LARGE GROUP TIME

- **ACTIVITY** | Your Mission Is . . .
- **ACTIVITY** | Listen and Draw
- **POLL** | Following Directions
- **THE BIG IDEA** | God gave us a mission.
- **VIDEO** | Go, Episode 1
- **SCRIPTURE** | Matthew 28:16-20
- **ACTIVITY** | I Spy
- **VIDEO** | The Great Commission
- **SCRIPTURE** | Romans 10:14-15
- **RESPONSE** | Beautiful Feet
- **MUSIC** | Dance Party
- **PRAYER**
- **MEMORY VERSE** | Memory and a Mission

SMALL GROUP TIME

■ **DISCUSSION**

- Who gave us a mission? What is the special name of the mission?
- What is this mission?
- What are the three things Jesus tells us to do in that mission?
- Romans 10:15 says, "How beautiful are the feet of those who bring good news!" What does this verse mean to you?
- Where are some places you can "make disciples"?
- Why do you think God gave us this mission?
- Who would you like to tell about Jesus?

■ **ACTIVITY** | Not-So-Secret Mission

■ **MEMORY VERSE** | Matthew 5:16 (NIV)



WEEK 1

HACKS FOR PRETEENS



BY HEATHER HENDERSON

HOW TO HACK THIS SERIES FOR PRETEENS

In children's ministry, you've got a wide range of ages you need to engage every week, but preteens tend to get overlooked, so here are a few adjustments you can make to this week in order to keep your preteens more engaged.

ACTIVITY | Your Mission Is . . .

Add this introduction before doing this activity: "When we think of someone going on a mission, we think of spies or super agents. Question: **if you were a spy, what would your spy name be?**"

After this activity, say: "Great job, agents! (*Call some of them by their spy names.*) But it turns out, you don't have to be a super agent or play one in a movie to still have an important mission."

POLL | Following Directions





Add another dimension for preteens by having them close their eyes and give you directions to somewhere really well known near your church. Can they give accurate and clear directions? Ask: **"Why is it important to follow directions?"**

RESPONSE | Beautiful Feet

On one of the outlines of their feet, have kids write and decorate the name of the person who first told them about Jesus. On the other foot, have them write the name of someone who they want to tell about Jesus. Say, "Aren't you glad this person told you about Jesus? And how cool is it that you could be the person who first tells someone else about Jesus! These really are beautiful feet!"

ABOUT THE AUTHOR

HEATHER HENDERSON

 heathermhenderson.com
 facebook.com/heathermhenderson20
 instagram.com/heathermhenderson
 twitter.com/hmh20



Heather is currently a self-employed writer, speaker, coach, and ministry partner. In addition to writing this awesome series, she writes for several other publications regularly. She is also on the teaching rotation at a couple of churches in the Washington, D.C. metro region. She is on the board of directors for a foster home in Mexico and also for a youth conference held in the Mid-Atlantic region each year. Heather is a former youth pastor and associate pastor at a large and culturally and racially diverse church in Maryland. She has coached and led tons of volunteers and paid ministry staff over the years, and she is passionate about helping churches tell

people the good news of Jesus. She is also a strong advocate of women in vocational ministry and leads electives and workshops for women and girls and their advocates any chance she gets! Heather is married to her technology genius husband, and they have three kids, aged 10, 5, and 3. They live in the Virginia suburbs of Washington, D.C. with their dog June and their fish Pepperoni.

If you'd like to chat with Heather about church leadership, about women in vocational ministry, or about how to make the perfect apple pie, reach out. She would love to connect with you!

ADDITIONAL DEVELOPMENT: Elle Campbell, Brooklyn Lindsey, Amber Stephens, Linda Moon, Megan Romer.

TEACHING VIDEOS: Elle Campbell, Brooklyn Lindsey, Linda Moon, Jared Callahan.

PRETEEN HACKS: Heather Henderson.

SPECIAL NEEDS HACKS: Abby Burg.

MEMORY VERSE SIGN LANGUAGE: Sunny Brown.

GRAPHIC DESIGN: Josh Gosney, Jules Gray, Elle Campbell.

LAYOUT DESIGN: Jules Gray, Elle Campbell.

ADDITIONAL SUPPORT: Kenny Campbell, Tash McGill, Stephen Switzer, Ali Anne, Eddie Irvin, Ari Raines, Kellee Gentry, Tim Synan, Josh McLemore, Amber Gaddis.



WEEK 1

HACKS FOR KIDS WITH SPECIAL NEEDS



BY ABBY BURG

HOW TO HACK THIS SERIES FOR KIDS WITH SPECIAL NEEDS

In children's ministry, you've got a wide range of ages you need to engage every week, but kids with special needs tend to get overlooked, so here are a few adjustments you can make to this week in order to keep your kids with special needs more engaged.

ACTIVITY | Listen and Draw

For this activity, kids will be taking turns drawing a picture based on what their partner is describing, or describing what to draw. For kids with visual impairments, enlarge the Listen and Draw printable so that each quarter-page image becomes a full-page image. For kids with fine motor challenges, either have them in the role of "describer" or provide markers or chunky crayons that are easier to grip as drawing utensils.

ACTIVITY | I Spy


For kids with visual impairments, either print the verse in a large font on a larger-sized piece of paper, such as 11" x 17", or project it on a screen. For kids with reading disabilities, consider as a group pointing out the key words ("go," "baptize," and "teach") and encouraging the kids to say those key words together as another kid or leader reads the verses aloud.

RESPONSE | Beautiful Feet

This activity has kids decorating outlines of their feet. For kids with fine motor challenges, consider providing ink stamps as one of the decorative elements.

MUSIC | Dance Party

For kids whose movement is impaired by a physical disability, consider providing props such as colorful scarves, ribbons, or hoops to facilitate creative movement. And if your space and number

 of students permits, making these props available to everyone promotes an inclusive environment and amps up the fun!

ABOUT THE AUTHOR

ABBY BURG

 [instagram.com/abbyjburg](https://www.instagram.com/abbyjburg)



Abby Burg has been living the adventurous life of the unexpected over the past decade. After seven years in both children’s ministry and executive ministries in upstate New York and her home state of Delaware, she has taken on a new endeavor in serving missionaries around the world through ReachGlobal, the international mission of the Evangelical Free Church of America. As a missionary kid herself, interacting with ReachGlobal staff has been a joyful extension of her ministry. Blending her training in Inclusive Childhood Education at Houghton College (class of 2012) with her heart for Jesus, she is passionate about making the Bible real to kids and believes that disciple-making should be active, full of fun, and sometimes a little messy. . . all while pointing to Jesus. Whether serving as a kids camp speaker, “pinch-hitting” on the children’s

church rotation, or training fellow kidmin leaders, Abby enjoys every opportunity she gets to advance the kingdom in the hearts of kids and those that lead them.

Abby lives in Minneapolis, Minnesota with her high-school sweetheart and husband of nine years, Andrew. They love Saturday morning breakfast dates, ice skating, road trips, and writing post cards to their niece and nephew. Their lovable golden retriever, Charlie, is the most popular dog on the block with his trademark goofy grin and eagerness for belly rubs.

If you’d like to chat with Abby about creative worship experiences for kids, anything written by Henri Nouwen, or living life as an enneagram one, reach out! She would love to connect with you!

ADDITIONAL DEVELOPMENT: Elle Campbell, Brooklyn Lindsey, Amber Stephens, Linda Moon, Megan Romer.

TEACHING VIDEOS: Elle Campbell, Brooklyn Lindsey, Linda Moon, Jared Callahan.

PRETEEN HACKS: Heather Henderson.

SPECIAL NEEDS HACKS: Abby Burg.

MEMORY VERSE SIGN LANGUAGE: Sunny Brown.

GRAPHIC DESIGN: Josh Gosney, Jules Gray, Elle Campbell.

LAYOUT DESIGN: Jules Gray, Elle Campbell.

ADDITIONAL SUPPORT: Kenny Campbell, Tash McGill, Stephen Switzer, Ali Anne, Eddie Irvin, Ari Raines, Kellee Gentry, Tim Synan, Josh McLemore, Amber Gaddis.



WEEK 1

ELEMENTARY LESSON GUIDE



BIG IDEA

God gave us a mission.

THE BIBLE

The Great Commission: Matthew 28:16-20;
(Romans 10:14-15)

LARGE GROUP TIME

WHAT? *What are we talking about today?*

ACTIVITY | Your Mission Is. . .

- Today, you are all secret agents on very important missions. You will have a short amount of time to complete each mission. When you have completed all your missions, return to your seat. Are you ready?
- **INSTRUCTIONS:** *Print out and distribute one "Your Mission Is" printable for each kid. Determine the amount of time kids will get to complete this activity.*
 - ✂ **PRETEEN HACK:** *Add this introduction before doing this activity: "When we think of someone going on a mission, we think of spies or super agents. Question: if you were a spy, what would your spy name be?" After this activity, say: "Great job, agents! (Call some of them by their spy names.). But it turns out, you don't have to be a super agent or play one in a movie to still have an important mission."*
- **Did everyone enjoy going on those missions? Were they easy or hard? And it was nice to do kind things for some other people, wasn't it?**

ACTIVITY | Listen and Draw

- **INSTRUCTIONS:** *Divide the group into pairs and give one partner in each pair an image of a group of people doing something. You might consider using a picture made out of stick figures so the kids can attempt to draw as accurately as the original. The other partner listens and draws from the description given. If you have time, you can switch the partners and have the other kid*

take a turn describing and drawing. (See the Listen and Draw printable for ideas.)

✂ **SPECIAL NEEDS HACK:** For kids with visual impairments, enlarge the Listen and Draw printable so that each quarter-page image becomes a full-page image. For kids with fine motor challenges, either have them in the role of “describer” or provide markers or chunky crayons that are easier to grip as drawing utensils.

- Which one is harder, being the one who draws the picture or the one who describes it?
- What would have made this activity easier?

POLL | Following Directions

- **Who’s good at following directions?** If you are, show me a thumbs up! If you’re working on being better at following directions, give me a thumbs down.
 - ✂ **PRETEEN HACK:** Add another dimension for preteens by having them close their eyes and give you directions to somewhere really well known near your church. Can they give accurate and clear directions? Ask: “Why is it important to follow directions?”
- **How can you tell if someone is good at following directions?**

THE BIG IDEA | God gave us a mission.

- Sometimes, it can be hard to follow what we are told to do, can’t it? Sometimes, we might not quite understand what we’re supposed to do, which makes us not want to follow them, right? Yeah, it’s hard!
- We have started a new series this week, called “Go!” **What do you think it means?**
- **We are supposed to “go” out into the world and tell others about Jesus. Do you know who gave us that mission?**
- Do what I do:
 - **God** (Point upward.)
 - **Gave us** (Point to self.)
 - **A mission** (Hands on hips.)
- That’s today’s Big Idea! Let’s try these motions again to help us remember it! **God gave us a mission.**

SO WHAT? Why does it matter to God and to us?

VIDEO | Go, Episode 1

- **INSTRUCTIONS:** Play this week’s [teaching video](#).

SCRIPTURE | Matthew 28:16-20

- The mission God gives us isn’t just any mission! It even has its own name. It’s called, “The Great Commission.” That’s a pretty big word! **Does anyone know what it means?**
- Those are some great answers. It simply means Jesus has given us something to do. We find The Great Commission in Matthew 28. The mission was first given to Jesus’ disciples, but it was meant for every follower of Jesus forever, so it’s a mission for you and me, too!

- **INSTRUCTIONS:** Read or summarize Matthew 28:16-20 with your group.
- Our mission is to tell others about Jesus. Many churches do missions work in different countries around the world (*insert some real examples of your church's mission activities, if applicable*). The purpose of those missions is to share about Jesus to people who haven't heard about Jesus yet.
- But church missions are just one of the ways we can show Jesus' love to our community and the world. We can carry out God's mission right at home, too! Sometimes, telling people about Jesus might look like caring for them and showing them kindness. Or, it might look like noticing a need around us and being a big helper to people who need it.
- **Can you think of some missions for Jesus you can do?**

ACTIVITY | I Spy

- Right now, I want you to act like spies. Here's your mission: Read Matthew 28:16-20 once again. Then see if you can spy three action words in the Great Commission—there are three things Jesus tells us to do!
- **INSTRUCTIONS:** Allow time for the kids to find and read Matthew 28:16-20, if they are old enough to read. For the younger kids, read these verses to them again and help them identify the three action verbs in the passage.
 - ✂ **SPECIAL NEEDS HACK:** For kids with visual impairments, either print the verse in a large font on a larger-sized piece of paper, such as 11" x 17", or project it on a screen. For kids with reading disabilities, consider as a group pointing out the key words ("go," "baptize," and "teach") and encouraging the kids to say those key words together as another kid or leader reads the verses aloud.
- **Okay, did anyone spy the three things Jesus said to do?**
- That's right! The words are, "go," "baptize," and "teach." Jesus says to 1) **go** and make disciples, or followers of Jesus, 2) **baptize** them in the name of the Father, the Son, and the Holy Spirit, and 3) **teach** them to obey what God says.

VIDEO | The Great Commission

- Now, let's watch this video that helps us understand our mission a little bit more.
- **INSTRUCTIONS:** Show [this video](#), "The Great Commission" by PursueGod Kids.

SCRIPTURE | Romans 10:14-15

- **What do you think happens when we don't carry out God's mission?** Let's read this Bible passage and find out.
- **INSTRUCTIONS:** Read Romans 10:14-15. Try the NIRV translation if you want text that is easier for kids to understand.
- This verse is saying that if we ignore God's mission, it affects a whole chain of events! If we don't "go," people won't hear about Jesus. Because they haven't heard, they won't believe. And because they don't believe, they don't know that Jesus is the answer! Those are a lot of things that get affected by our ONE decision!
- **Read verse 15 again.** Before we can "go," someone needs to send us. **And who sends us on**

this mission, again? God!

- When we choose to follow Jesus, we are sent by God to go out and tell the world all about who Jesus is and what Jesus can do in our schools, our families, our neighborhoods, around the world – wherever we go!

NOW WHAT? *What does God want us to do about it?*

RESPONSE | Beautiful Feet

- **INSTRUCTIONS:** *Read Romans 10:15b to the kids.*
- I don't know about you, but when I think of "feet" the word "beautiful" doesn't come to mind. But this Bible verse we just read says delivering the good news about Jesus is so precious that even the person delivering the news (and their feet!) are beautiful! That's how much people need to know about Jesus. . . that's how important our mission is!
- **INSTRUCTIONS:** *Pass out a blank sheet of paper and have kids take off their shoes and trace their feet. Give out markers, crayons, colored pencils, and/or paint, in addition to stickers and other decorative elements. Have them decorate inside the outline of their feet, making unique abstract art!*
- Think about someone you want to tell about Jesus this week. Is it a friend at school? Maybe a family member? If you can't think of anyone right now, that's okay, too! Pray to God to show you the people who need the good news delivered to them using your "beautiful feet!"
 - ✂ **SPECIAL NEEDS HACK:** *For kids with fine motor challenges, consider providing ink stamps as one of the decorative elements.*
 - ✂ **PRETEEN HACK:** *On one "foot," have them write and decorate the name of the person who first told them about Jesus. On the other foot, have them write the name of someone who they want to tell about Jesus. Say, "Aren't you glad this person told you about Jesus? And how cool is it that you could be the person who first tells someone else about Jesus! These really are beautiful feet!"*

MUSIC | Dance Party

- I've got some wiggles that I need to get out. Anyone else? I think it's time for a dance party! Let's shake it out while we listen to this song, which reminds us about how important it is to spread the word about Jesus.
- **INSTRUCTIONS:** *Play a fun, upbeat song, like ["Tell the World"](#) by Hillsong Kids.*
 - ✂ **SPECIAL NEEDS HACK:** *Provide props such as colorful scarves, ribbons, or hoops to facilitate creative movement. Making these props available to everyone promotes an inclusive environment and amps up the fun!*

PRAYER

- Let's take a few minutes and close our eyes and silently tell God how thankful we are for this mission and to ask for help in thinking of ideas for how we can complete it.

MEMORY VERSE | Memory and a Mission

- Your mission, should you choose to accept it, is to say this week’s memory verse like you’re underwater!
- **INSTRUCTIONS:** *Read the verse once together. Then, ask the kids to rub their fingers up and down on their lips while saying the verse. Then, repeat this activity by selecting a different mission (such as while hopping, saying it really slowly, saying it super fast, while spinning in a circle, in a really high voice, in a really low voice, really quietly, etc.).*

SMALL GROUP TIME

DISCUSSION

- **Who gave us a mission? What is the special name of the mission?**
- **What is this mission?**
- **What are the three things Jesus tells us to do in that mission?**
- **Romans 10:15 says, “How beautiful are the feet of those who bring good news!” What does this verse mean to you?**
- **Where are some places you can “make disciples”?**
- **Why do you think God gave us this mission?**
- **Who would you like to tell about Jesus?**

ACTIVITY | Not-So-Secret Mission

- **INSTRUCTIONS:** *Ask the kids to fill out the Not-So-Secret Mission printable about someone they would like to introduce to Jesus. After they fill it out, pray with the group over this person’s “dossier.” You could also write in a big “MISSION POSSIBLE” on the bottom of their paper when they are finished.*

MEMORY VERSE | Matthew 5:16 (NIV)

- **INSTRUCTIONS:** *Introduce kids to this month’s memory verse, teaching them the signs (a combination of SEE and ASL) we’ve provided.*