



WEEK 1

PRESCHOOL LESSON OUTLINE



BIG IDEA

We can celebrate God's plan.

THE BIBLE

Mary and Joseph: Luke 1:26-38; Matthew 1:18-24

THIS WEEK AT A GLANCE

WELCOME TIME

- **ACTIVITY** | Don't Trip!
- **ACTIVITY** | Pack Your Bags

TEACHING TIME

- **MUSIC** | Celebrate and Worship
- **THE BIG IDEA** | We can celebrate God's plan.
- **VIDEO** | Main Event, Episode 1
- **SCRIPTURE** | Luke 1:26-38; Matthew 1:18-24
- **ACTIVITY** | Angel Says
- **PRAYER**

DISCUSSION TIME

- **SNACK** | Cheesy Angels
- **ACTIVITY** | Map It Out
- **ACTIVITY** | Our Greatest Treasure
- **MEMORY VERSE** | Luke 1:46-47 (NIV)

PLAY TIME

- **ACTIVITY** | Coloring Page
- **ACTIVITY** | The Perfect Trip
- **ACTIVITY** | Let's Celebrate!



WEEK 1

HACKS FOR TODDLERS



BY LINDA MOON

HOW TO HACK THIS SERIES FOR TODDLERS

In children's ministry, you've got a wide range of ages you need to engage every week, but toddlers tend to get overlooked. But you know your toddlers need more than just babysitting, so here are a few adjustments you can make to this week in order to keep your toddlers more engaged.

ACTIVITY | Pack Your Bags

Help them pack for the pretend trip by naming items for them to retrieve and put in their bag. You can say things like, "Hmm, at this trip, we will need to brush my teeth. What do we need to take to do that?"

ACTIVITY | Angel Says




For this version of "Simon Says," you or another leader can lead this activity for toddlers. Or, give the halo to one of the toddlers and have everyone just follow whatever they do!

ACTIVITY | Map It Out

Use an age-appropriate map book (like [this one](#)) to help them see what maps are and how to use them. Then you can help them draw a simple map of their own!

ABOUT THE AUTHOR

LINDA MOON

 linda@stuffyoucanuse.org
 facebook.com/drlindamoon
 instagram.com/_lindaluna



Linda is the Lead Editor of Children's Ministry Resources for Stuff You Can Use and also the Director of Education at her church in La Cañada, California. She has been a children's pastor for over 12 years, but has served in kidmin ever since the 7th grade! As such, she has experience in nearly everything from leading Bible Study to volunteer training to even worship song choreography!

Her passion is teaching and developing next gen leaders. She adamantly believes in lifelong learning and fostering meaningful relationships at all levels. She has led workshops for conferences and organizations, such as the National Worship Leaders' Conference and Child Evangelism Fellowship. She

holds two masters degrees in theology and cross-cultural studies from Fuller Theological Seminary, and a doctorate degree in education from the University of Southern California.

Linda and her husband, James, have two sons—Elijah and Enoch. A few of her favorite things are rainy weather, coffee, Hello Kitty, purple, books, musicals, and singing along to Steven Curtis Chapman and Disney soundtracks.

If you'd like to connect with Linda about any of the above (or anything at all!), you can reach out to her via email, social media, and the Stuff You can Use Facebook group!

ADDITIONAL DEVELOPMENT: Elle Campbell, Brooklyn Lindsey, Amber Stephens, Linda Moon.

TEACHING VIDEOS: Stephanie Whitacre, Elle Campbell.

TODDLER HACKS: Linda Moon.

MEMORY VERSE SIGN LANGUAGE: Sunny Brown.

GRAPHIC DESIGN: Josh Gosney, Jules Gray, Elle Campbell.

LAYOUT DESIGN: Jules Gray, Elle Campbell.

ADDITIONAL SUPPORT: Kenny Campbell, Tash McGill, Stephen Switzer, Ali Anne, Eddie Irvin, Ari Raines, Kellee Gentry, Tim Synan, Josh McLemore, Amber Gaddis.



WEEK 1

PRESCHOOL LESSON GUIDE



BIG IDEA

We can celebrate God's plan.

THE BIBLE

Mary and Joseph: Luke 1:26-38; Matthew 1:18-24

WELCOME TIME

ACTIVITY | Don't Trip!

- Today, we are going to be hearing a Bible story about a man and woman who went on a great trip! We are going to do an activity that allows us to go on a trip, too!
- **INSTRUCTIONS:** *Before the kids arrive, set up a maze in the room out of plastic cones, stepping stones, hula hoops, etc. Line the kids up at the beginning of the maze, and encourage them to go through the maze as fast as they can without skipping any of the obstacles and while making sure they don't trip on anything!*

ACTIVITY | Pack Your Bags

- Today, we are learning about Mary and Joseph, who are Jesus' mom and dad. Mary and Joseph went on an incredible journey to follow the plan God had for them, but before they left on their journey, they had to pack their bags! Let's pack our bags like we're going on a trip, too!
- **INSTRUCTIONS:** *Before the kids arrive, place items needed for a trip into a large box. Items may include: toothpaste, a toothbrush, shampoo, soap, swim trunks, sunscreen, a hairbrush, various clothing items, etc. You may want to provide multiples of each item. Give each kid a shopping bag to pack. Once all the items are packed in bags, lead the kids in a march around the room.*
 - ✂ **TODDLER HACK:** *Help them pack for the pretend trip by naming items for them to retrieve and put in their bag. You can say things like, "Hmm, at this trip, we will need to brush my teeth. What do we need to take to do that?"*
- Let's pretend we're going on a trip! Before you can go on a trip, you have to pack your bags! Everyone, take your bags and grab some of the things in our box to pack!

TEACHING TIME

MUSIC | Celebrate and Worship

- **INSTRUCTIONS:** Show or play some songs for worship time. Consider including “It’s Christmas” by North Point Kids ([video](#)).

THE BIG IDEA | We can celebrate God’s plan.

- **INSTRUCTIONS:** Before the kids arrive, write the Big Idea on a piece of paper. Place the paper in a box and cover it in gift wrap. Hide the present somewhere in the room.
- Hi, friends! **Who can tell me what holiday many of us are celebrating this month?** Christmas! That’s right! In the spirit of the holiday season, we are going to find our Big Idea hidden inside of a present! Everyone take a look around the room and see if you can find it! [Once it is found and opened, read the Big Idea aloud.]
- Our Big Idea for this week is: We can celebrate God’s plan! Repeat that with me: **We can celebrate God’s plan!**

VIDEO | Main Event, Episode 1

- **INSTRUCTIONS:** Play this week’s preschool [teaching video](#).

SCRIPTURE | Luke 1:26-38; Matthew 1:18-24

- **INSTRUCTIONS:** Provide a box of props so the kids can act out the story as you tell it. Props can include a halo for the angel, Gabriel, a head covering for Mary, and a fake hammer for Joseph. Ask for volunteers to hold or put on these props and help you tell the story. Motion for the volunteers with these props to come out at various points in the story.
- **Can anyone tell me why we celebrate Christmas?** Yep! Because that’s when we celebrate Jesus being born!
- Before Jesus was born, Jesus’ parents were living pretty normal lives. They were not married yet when an angel appeared to Mary. The angel’s name was Gabriel. Gabriel said, “Do not be afraid, Mary. God has blessed you in a very special way. You are going to have a baby and you will give him the name, Jesus.”
- Mary was very confused at first. How was she going to have a baby? Gabriel explained to Mary that whatever God says will come true. Mary was a faithful follower to God and said, “May it happen to me just as you said it would.”
- Some time later, Joseph was visited by an angel in a dream while he was sleeping. Joseph was worried about Mary and the baby. But the angel told Joseph that Mary’s baby was indeed God’s Son, so he didn’t need to be afraid!
- God had a plan to bring Jesus to Earth and Mary and Joseph were blessed to be a part of God’s plan. Aren’t we glad that God’s plan is perfect and always works out?

ACTIVITY | Angel Says

- Today, we heard a story about an angel named Gabriel who told Mary what she was supposed to do and what God had planned for her! We are going to play a game with our own angel! Pay attention to what the angel tells you to do and make sure to follow along!
- **INSTRUCTIONS:** *Before the kids arrive, create a halo out of gold pipe cleaners by twisting two of them together into a circle and twisting the ends together to secure it. Choose one kid to be the leader and place the halo on their head. Tell the other kids to follow whatever the “angel” tells them to do. Some ideas are run in place, hop up and down, pat your belly, point to your nose, make a silly face, etc.*
 - ✂ **TODDLER HACK:** *You or another leader can lead this activity. Or, give the halo to one of the toddlers and have everyone just follow whatever they do!*

PRAYER

- Dear God, the plan You made for Mary and Joseph was so amazing! We thank You so much for the gift of Jesus. Help us to always trust in Your plans!

DISCUSSION TIME

SNACK | Cheesy Angels

- Today, we heard a story about an angel who brought the good news of God’s plan. When we think of angels, we often think of the halos they wear. Our snack today looks like an angel’s halo!
- **INSTRUCTIONS:** *Before the kids arrive, cut cheese into circles to resemble halos. Give each kid a few pieces of “halo” cheese and a few crackers. Ask them some review questions while they munch!*
- **What was the angel’s name in our story?**
- **What did the angel tell Mary was going to happen?**
- **What did the angel tell Joseph?**
- **How did Mary and Joseph feel about God’s plan for them?**

ACTIVITY | Map It Out

- **INSTRUCTIONS:** *Before the kids arrive, place maps of your state/country/city around the room. Instruct each kid to go find a map and see if they can figure out where it leads. After they look through the maps, give them each a blank sheet of paper and instruct them to create their own maps.*
 - ✂ **TODDLER HACK:** *Use an age-appropriate map book (like [this one](#)) to help them see what maps are and how to use them. Then you can help them draw a simple map of their own!*
- Today, we heard a story about Mary and Joseph and the plan God had for them!
- A lot of people use maps to plan, because maps help us figure out how to get somewhere.
- Let’s make our own maps – maybe we can make a map of our schools, our homes, our church, or even the way we get from our house to our favorite store!

ACTIVITY | Our Greatest Treasure

- **INSTRUCTIONS:** Before the kids arrive, print the “Greatest Treasure” activity sheets for each kid. Instruct the kids to trace the path on the activity sheet, following Mary and Joseph on their path from Nazareth to Bethlehem. Once the path has been traced, look and see what they have drawn!

MEMORY VERSE | Luke 1:46-47 (NIV)

- **INSTRUCTIONS:** Before your group time, write one word from each of the memory verse on one side of a piece of paper. When you are finished, flip them over and number them in order. Spread out all the paper around the room with the numbers showing. Have kids travel to #1, pick up the paper, then say the word on the other side with your help. Then have them find and travel to paper #2. Once they have gone through all the numbers, read through the memory verse a few times together.

PLAY TIME

While you're waiting for parents to pick up their kids . . .

ACTIVITY | Coloring Page

- **INSTRUCTIONS:** Give each kid a coloring page along with crayons, markers, or colored pencils. Remind them of today's story, memory verse, and Big Idea as they color!

ACTIVITY | The Perfect Trip

- **INSTRUCTIONS:** Ask the kids what their perfect trip would be. Then, ask them to think through what they would need to do to plan that trip! Remind them of the Big Idea for the day: We can celebrate God's plan!

ACTIVITY | Let's Celebrate!

- **INSTRUCTIONS:** Before group time, prepare a large garbage bag filled with inflated balloons of all sizes (make sure you get some help to prepare this because the more balloons, the better!). Play some upbeat music and empty the bag where the kids are and let them have fun tossing the balloons around!

Encourage your preschoolers to help clean up the room while they wait for their parents.