



# WEEK 1

## PRESCHOOL LESSON OUTLINE



### **BIG IDEA**

I am wonderful because  
God made me.

### **THE BIBLE**

**Fearfully and Wonderfully Made:** Psalm 139

### THIS WEEK AT A GLANCE

## **WELCOME TIME**

- **ACTIVITY** | Musical Chairs and Share
- **ACTIVITY** | Masterpieces

## **TEACHING TIME**

- **MUSIC** | Sing to God!
- **THE BIG IDEA** | I am wonderful because God made me.
- **VIDEO** | Sing, Episode 1
- **SCRIPTURE** | Psalm 139:1-6, 14
- **ACTIVITY** | Fingerprints
- **PRAYER**

## **DISCUSSION TIME**

- **SNACK** | Sharing Time
- **ACTIVITY** | Circle Time
- **ACTIVITY** | Wonderfully-Made Self
- **MEMORY VERSE** | New Old Song

## **PLAY TIME**

- **ACTIVITY** | Coloring Page
- **ACTIVITY** | Self Sculpture
- **ACTIVITY** | Mirror, Mirror



# WEEK 1

## HACKS FOR TODDLERS



**BY CASSANDRA MOTON**

### *HOW TO HACK THIS SERIES FOR TODDLERS*

In children's ministry, you've got a wide range of ages you need to engage every week, but toddlers tend to get overlooked. But you know your toddlers need more than just babysitting, so here are a few adjustments you can make to this week in order to keep your toddlers more engaged.

#### **ACTIVITY | Musical Chairs and Share**

Have kids simply say "God Made Me!" when they are out. Play several times giving as many kids as possible the chance to say "God made me!"

#### **ACTIVITY | Fingerprints**





Instead of fingerprints, have a large sheet of craft paper rolled on the ground or on a table. With crayons, trace around everyone's hands. Talk about all the things we can do with our hands. Say, "We are all wonderfully made by God."

#### **ACTIVITY | Wonderfully-Made Self**

Use only crayons. As kids color encourage them to include two eyes, a nose and a mouth.

ABOUT THE AUTHOR

# CASSANDRA MOTON

 centralaz.com  
 cassandramoton.blogspot.com  
 facebook.com/cassandramoton  
 instagram.com/cmoton



Cassandra has been in ministry for the last 20 years. She has done everything from leading and creating Family Experience services (a service designed for the entire family to enjoy and learn together) to developing curriculum and lessons for every age group. Currently, Cassandra works at a multi-site church (Central Christian Church AZ) as their Children’s Programming Pastor. She is responsible for developing, creating, and executing all programming for two-year-olds through 6th graders with creative elements that teach kids about God in an exciting way. Cassandra’s passion is programming and creating an environment where

anyone coming in could understand and learn who God is and how much He loves them. Cassandra also has just completed her first book “Authentic.” This book dives into what an authentic relationship with God and others around you truly looks like.

Cassandra has been married for 23 years to Jon and together they have three beautiful girls, Michaela, Delaney, and Taylynn. Michaela and Delaney are each in college, and Taylynn is in 9th grade.

If you’d like to chat with Cassandra about children’s ministry, programming, or Disneyland, reach out! She would love to connect with you!

**ADDITIONAL DEVELOPMENT:** Elle Campbell, Brooklyn Lindsey, Amber Stephens, Linda Moon.

**TEACHING VIDEOS:** Stephanie Whitacre, Elle Campbell.

**TODDLER HACKS:** Cassandra Moton.

**MEMORY VERSE SIGN LANGUAGE:** Sunny Brown.

**GRAPHIC DESIGN:** Josh Gosney, Jules Gray, Elle Campbell.

**LAYOUT DESIGN:** Jules Gray, Elle Campbell.

**ADDITIONAL SUPPORT:** Kenny Campbell, Tash McGill, Stephen Switzer, Ali Anne, Eddie Irvin, Ari Raines, Kellee Gentry, Tim Synan, Josh McLemore, Amber Gaddis.



# WEEK 1

## PRESCHOOL LESSON GUIDE



### **BIG IDEA**

I am wonderful because  
God made me.

### **THE BIBLE**

**Fearfully and Wonderfully Made:** Psalm 139

## **WELCOME TIME**

### **ACTIVITY | Musical Chairs and Share**

- Today, we are starting a brand new series called, "Sing!" We will learn some things about God. God is so wonderful and so amazing that people like to sing songs all about God! Sometimes, we call these songs "praise." Praise is just a fancy name for a song that shows how thankful we are for God.
- First, let's get to know each other better through a game called, Musical Chairs and Share!
- **INSTRUCTIONS:** *Set up a circle of chairs with one less chair than the number of kids in your group. Play some upbeat worship music as the kids circle around the chairs. Once you stop the music, each kid must quickly sit on a chair. Whoever is left standing at the end of the round gets to share their favorite song and why they think it's great. Repeat until everyone has shared. If you have a large group, consider splitting everyone into smaller groups. If you have extra time, you can plan another round, asking a different question as a way to get to know everyone better.*
  - ✂ **TODDLER HACK:** *Have kids simply say "God Made Me!" when they are out. Play several times giving as many kids as possible the chance to say "God made me!"*
- God's people in the Bible sang songs they loved, too. Some of those songs are saved for us in a book of the Bible called Psalms. The psalms are songs that tell about how great God is and how much God loves us. Unfortunately, we don't know what the songs sounded like, but we do know the words. Today, we are going to learn something important that God's people in the Bible wrote a whole song about.

### ACTIVITY | Masterpieces

- Does anyone know what the word, “masterpiece” means? A masterpiece is something incredible that someone creates. It can be something people cook, draw, paint, build, write, or create in any other way.
- **INSTRUCTIONS:** Show the kids photos of some of your favorite masterpieces (favorite foods, paintings, book, TV shows, movies, etc.). If you have a large group, consider placing objects on a table for everyone to have an opportunity to touch. If you have a smaller group, consider passing the objects around.

## TEACHING TIME

### MUSIC | Sing to God!

- **INSTRUCTIONS:** Sing and dance along to some praise songs with your kids! Choose any song(s) you and your kids like, but you might want to include this one: “Praise the Lord Every Day” by Yancy ([video](#)).

### THE BIG IDEA | I am wonderful because God made me.

- **INSTRUCTIONS:** Use hand motions to help the kids remember the Big Idea.
- **I am** [Point to yourself.]
- **wonderful** [Jump with arms in the air.]
- **because God** [Point up to the sky.]
- **made me** [Point to yourself.]

### VIDEO | Sing, Episode 1

- **INSTRUCTIONS:** Play this week’s preschool [teaching video](#).

### SCRIPTURE | Psalm 139:1-6, 14

- **INSTRUCTIONS:** Look up Psalm 139 :1-6, 14 in your Bible and read it to the kids.
- Well, that’s interesting! This Bible passage tells us God knows when you are sitting down! **Do you think God knows you are all sitting down right now?** Yes, God does!
- Now, everyone stand up. **Does God know you are all standing up?** Yes, God knows that, too!
- Now, everyone lie down. **Does God know you are lying down?** Yep! God knows that, too! Everyone can sit back up now.
- God knows everything we do because God made each of us. Verse 14 says we are each wonderfully made by God!
- I am wonderful because God made me! You are wonderful because God made you!

### ACTIVITY | Fingerprints

- **INSTRUCTIONS:** Tell each kid to put their thumb on an ink pad and then press their thumb down onto a piece of paper. Using magnifying glasses, lead the kids to compare their thumbprints and discover that each one is unique.

✂ **TODDLER HACK:** *Instead of fingerprints, have a large sheet of craft paper rolled on the ground or on a table. With crayons, trace around everyone’s hands. Talk about all the things we can do with our hands. Say, “We are all wonderfully made by God.”*

- Did you know no one in the whole entire world has the same fingerprint as you? God gave every single person their own set of fingerprints that is different from every single other person.
- Our fingerprints are great reminders that God loves us. You are wonderful because God made you!

### PRAYER

- Thank You, God, for making me and all my friends. You made each of us exactly how You want us to be. Help us to love ourselves and our uniqueness and remind us we are each wonderfully made!

## DISCUSSION TIME

### SNACK | Sharing Time

- **INSTRUCTIONS:** *Pass out a snack to each kid. As the kids eat their snacks, ask them questions about the Bible story.*
- **Are you wonderfully made?**
- **What are some things about you that make you different?**

### ACTIVITY | Circle Time

- **INSTRUCTIONS:** *Tell the kids to stand in a circle and do exactly as you do. Go around the circle and give each kid a chance to name a body part. It’s okay for the kids to repeat a body part! Encourage them to make up their own silly moves when they name a body part.*
- I am wonderful because God made my nose. [Touch your nose and tell the kids to do the same.]
- Let’s all say this together, “I am wonderful because God made me!”

### ACTIVITY | Wonderfully-Made Self

- **INSTRUCTIONS:** *Tell the kids to sit at tables. Pass out a paper plate to each of the kids. Provide various skin-toned markers or crayons, plus markers or crayons for eyes, lips etc. You can also provide different colored yarn for hair, if you want. Ask the kids to create a picture of their wonderfully made face on the paper plate. As the kids complete their faces, they can hold their plates like a mask and tell each other, “I am wonderful because God made me!”*

✂ **TODDLER HACK:** *Use only crayons. As kids color encourage them to include two eyes, a nose and a mouth.*

### MEMORY VERSE | New Old Song

- **INSTRUCTIONS:** *Since this series is called, “Sing!” try different ways to sing the memory verse. This week, set the memory verse to a familiar tune or melody (such as Do Re Mi Fa So La Ti Do, Mary Had a Little Lamb, etc.) and have the kids sing along with you.*

## PLAY TIME

*While you're waiting for parents to pick up their kids . . .*

### ACTIVITY | Coloring Page

- **INSTRUCTIONS:** Give each kid a coloring page along with crayons, markers, or colored pencils. Remind them of today's story, memory verse, and Big Idea as they color!

### ACTIVITY | Self Sculpture

- **INSTRUCTIONS:** Put Play-Doh on a table and encourage the kids to create a sculpture of themselves.

### ACTIVITY | Mirror, Mirror

- **INSTRUCTIONS:** Provide non-breakable hand mirrors at a center. Encourage the kids to count how many teeth they have, or how their tongue moves. Encourage them to see how many silly faces they can make. Remind the kids they are wonderful because God made them!

*Encourage your preschoolers to help clean up the room while they wait for their parents.*