



WEEK 1

ELEMENTARY LESSON OUTLINE



BIG IDEA

Wisdom comes from God.

THE BIBLE

Solomon Gets Wisdom: 1 Kings 3:1-13;
(Proverbs 1:7)

THIS WEEK AT A GLANCE

LARGE GROUP TIME

- MUSIC** | Not the Same
- ACTIVITY** | Chocolate Bar Race
- ACTIVITY** | Which Bear is Bare?
- QUESTION** | What is Wisdom?
- THE BIG IDEA** | Wisdom comes from God.
- VIDEO** | Wise, Episode 1
- SCRIPTURE** | Solomon Gets Wisdom
- POLL** | Would You Rather?
- VIDEO** | The Wisdom of Solomon
- SCRIPTURE** | Proverbs 1:7
- ACTIVITY** | God's Wisdom
- PRAYER**
- REFLECTION** | Wise Sayings
- MEMORY VERSE** | Memory Train

SMALL GROUP TIME

- DISCUSSION**
 - Why was God so pleased with what Solomon asked for?
 - How does the Bible tell us we gain wisdom?
 - What did God give Solomon in addition to his original request?
 - Read Proverbs 1:7. Think of some of the toughest decisions you've had to make. How would wisdom from God have helped you in that situation?
 - In what area of your life do you think you need more wisdom?
 - Is it harder or easier to make a wise choice in a tough situation?
 - How can we apply our Big Idea, "Wisdom comes from God," when making decisions?
- ACTIVITY** | Wise-pedia
- MEMORY VERSE** | James 1:5 (NIV)



WEEK 1

HACKS FOR PRETEENS



BY HEATHER HENDERSON

HOW TO HACK THIS SERIES FOR PRETEENS

In children's ministry, you've got a wide range of ages you need to engage every week, but preteens tend to get overlooked, so here are a few adjustments you can make to this week in order to keep your preteens more engaged.

SCRIPTURE | 1 Kings 3:1-13

Ask kids a warm-up question: If you were in Solomon's shoes and could ask God for anything, what would it be?

POLL | Would You Rather?





Let older kids have some fun by writing their own "Would You Rather" questions and sharing them with the group.

ACTIVITY | God's Wisdom

Give kids the photocopied Bible pages and have them draw and cut out each letter in "WISDOM" on their own. They can paste it on to black construction paper to remind them of a Bible.

ABOUT THE AUTHOR

HEATHER HENDERSON

 heathermhenderson.com
 facebook.com/heathermhenderson20
 instagram.com/heathermhenderson
 twitter.com/hmh20



Heather is currently a self-employed writer, speaker, coach, and ministry partner. In addition to writing this awesome series, she writes for several other publications regularly. She is also on the teaching rotation at a couple of churches in the Washington, D.C. metro region. She is on the board of directors for a foster home in Mexico and also for a youth conference held in the Mid-Atlantic region each year. Heather is a former youth pastor and associate pastor at a large and culturally and racially diverse church in Maryland. She has coached and led tons of volunteers and paid ministry staff over the years, and she is passionate about helping churches tell

people the good news of Jesus. She is also a strong advocate of women in vocational ministry and leads electives and workshops for women and girls and their advocates any chance she gets! Heather is married to her technology genius husband, and they have three kids, aged 10, 5, and 3. They live in the Virginia suburbs of Washington, D.C. with their dog June and their fish Pepperoni.

If you'd like to chat with Heather about church leadership, about women in vocational ministry, or about how to make the perfect apple pie, reach out. She would love to connect with you!

ADDITIONAL DEVELOPMENT: Elle Campbell, Brooklyn Lindsey, Amber Stephens, Linda Moon, Dena Kitchens.

TEACHING VIDEOS: Stephanie Whitacre, Elle Campbell.

PRETEEN HACKS: Heather Henderson.

SPECIAL NEEDS HACKS: Eugenia Lee.

MEMORY VERSE SIGN LANGUAGE: Sunny Brown.

GRAPHIC DESIGN: Josh Gosney, Jules Gray, Elle Campbell.

LAYOUT DESIGN: Jules Gray, Elle Campbell.

ADDITIONAL SUPPORT: Kenny Campbell, Tash McGill, Stephen Switzer, Ali Anne, Eddie Irvin, Ari Raines, Kellee Gentry, Tim Synan, Josh McLemore, Amber Gaddis.



WEEK 1

HACKS FOR KIDS WITH SPECIAL NEEDS



BY EUGENIA LEE

HOW TO HACK THIS SERIES FOR KIDS WITH SPECIAL NEEDS

In children's ministry, you've got a wide range of ages you need to engage every week, but kids with special needs tend to get overlooked, so here are a few adjustments you can make to this week in order to keep your kids with special needs more engaged.

GENERAL TIPS



For activities such as Chocolate Bar Race and Which Bear is Bare, keep in mind that many students with special needs have special diets for various reasons. Be sure to talk to parents about any activity that involves food and receive permission. If students are allowed to have those foods but the game might be too difficult to do for the student, use the food to motivate the students to participate throughout the class. Use them for the token board (refer to hacks in the "Brave" series) as a motivator.

QUESTION | What is Wisdom?

Have a list of words that are synonyms of wisdom and another list for antonyms or unrelated words. Go through each word and gather words that are synonyms of the word "wisdom". Ask the student to define the word wisdom after talking about synonyms and antonyms. If student needs help writing, student may glue those synonym on the note card, or the volunteer may write it for them if student comes up with definition using their own word.

ABOUT THE AUTHOR

EUGENIA LEE

 SPEDeugenia@gmail.com
 facebook.com/SPEDeugenia
 instagram.com/SPEDeugenia



Eugenia Lee currently serves as a volunteer leader at Newsong Church in Santa Ana, CA. Having children of her own with special needs, she started leading a support group of parents with special needs children and collaborating with children's ministry. In time, she learned that she loved working with children with special needs and realized it was her calling. She has worked on accommodating and modifying curriculum for students with different needs as well as training 1:1 buddies for many years. Helping children with special needs gave her so much joy that she decided to pursue a teaching career in special education. In a few short weeks, she will be ready to have her own classroom at a public school!

She is also working on a volunteer training manual specifically geared toward layperson volunteers working with children with disabilities in any setting.

Eugenia and her husband live in Orange county, CA with their four amazing children. Home is her favorite place on earth: spending time with her family, cooking up some BBQ, and sharing good conversation with close friends.

If you have any questions about curriculum accommodations and modifications, engaging with parents of special needs children, training volunteers, and so on, feel free to get in contact with her via email, Instagram, or Facebook!

ADDITIONAL DEVELOPMENT: Elle Campbell, Brooklyn Lindsey, Amber Stephens, Linda Moon, Dena Kitchens.

TEACHING VIDEOS: Stephanie Whitacre, Elle Campbell.

PRETEEN HACKS: Heather Henderson.

SPECIAL NEEDS HACKS: Eugenia Lee.

MEMORY VERSE SIGN LANGUAGE: Sunny Brown.

GRAPHIC DESIGN: Josh Gosney, Jules Gray, Elle Campbell.

LAYOUT DESIGN: Jules Gray, Elle Campbell.

ADDITIONAL SUPPORT: Kenny Campbell, Tash McGill, Stephen Switzer, Ali Anne, Eddie Irvin, Ari Raines, Kellee Gentry, Tim Synan, Josh McLemore, Amber Gaddis.



WEEK 1

ELEMENTARY LESSON GUIDE



BIG IDEA

Wisdom comes from God.

THE BIBLE

Solomon Gets Wisdom: 1 Kings 3:1-13;
(Proverbs 1:7)

LARGE GROUP TIME

WHAT? What are we talking about today?

MUSIC | Not the Same

- **INSTRUCTIONS:** Play "Not The Same" by North Point InsideOut ([this video](#)). Encourage the kids to sing along!

ACTIVITY | Chocolate Bar Race

- **INSTRUCTIONS:** Select two kids and give each kid a candy bar. Instruct them to unwrap it using only one hand. The first to finish unwrapping their candy bar is the winner!
- **What are some ways you had to use wisdom for this activity?**
- We are beginning a new series this week called, Wise. We will be talking about what it means to be wise and how we can gain and use wisdom in every situation we are in!

ACTIVITY | Which Bear is Bare?

- **INSTRUCTIONS:** Prepare five paper plates, four with a handful of gummy bears on it and one empty plate. Cover each of the five plates completely in whipped cream. Choose five kids to participate in this activity.
- The goal is to retrieve any gummy bears at the bottom of your plate using only your mouths. **Do you have any questions?** Okay, go!
- I bet our friend didn't expect to have no gummy bears under their whipped cream! **So, how could they have known?** To find out whether or not there were gummy bears on the plate, all our friend

had to do was ask! Asking the right questions is a part of being wise.

QUESTION | What is Wisdom?

- **What do you think wisdom is?** Wisdom is combining knowledge and experience to produce good judgment and action!
- **Why do we need wisdom?** Wisdom allows us to navigate through tricky situations and make better decisions!
- **Who are some people you think are wise? How do you know?** We can learn about people who made wise decisions in the Bible, and learn from the people in our lives who make wise decisions.

✂ **SPECIAL NEEDS HACK:** *Have a list of words that are synonyms of wisdom and another list for antonyms or unrelated words. Go through each word and gather words that are synonyms of the word "wisdom". Ask the student to define the word wisdom after talking about these related words.*

THE BIG IDEA | Wisdom comes from God.

- **INSTRUCTIONS:** *Tell the kids to clap their hands, stomp their feet, make a trumpet noise, or drumroll before announcing the Big Idea for the week!*
- Today's Big Idea is. . . **Wisdom comes from God!**
- **Where do we get wisdom?** Just like with the gummy bear activity, all we have to do is ask! We can ask God to give us wisdom because wisdom comes from God!

SO WHAT? *Why does it matter to God and to us?*

VIDEO | Wise, Episode 1

- **INSTRUCTIONS:** *Play this week's [teaching video](#).*

SCRIPTURE | 1 Kings 3:1-13

- **INSTRUCTIONS:** *Look up 1 Kings 3:1-13 and read it aloud.*
 - ✂ **PRETEEN HACK:** *Ask kids a warm-up question: If you were in Solomon's shoes and could ask God for anything, what would it be?*
- **Who was the king before Solomon?**
- Even though he had every reason to rely on the wisdom of his father, Solomon decided to lean on the wisdom of God.
- **Why do you think Solomon asked God for wisdom?** He could have anything he asked for. Anything! **Can you imagine if God asked you what you want most? What would it be?**
- Of all the things he could have, Solomon asked for wisdom. Solomon knew one important thing: wisdom comes from God! **Why do you think God gave Solomon more than he asked for?**

POLL | Would You Rather?

- **INSTRUCTIONS:** *Introduce the main idea of the story by providing the kids with one or more “Would You Rather” questions. Designate one side of the room as “A” and another as “B.” Have kids physically move to these areas in response to the questions.*
 - Would you rather be covered in A) scales or B) fur?
 - Would you rather A) live on pizza for the rest of your life or B) never be hungry again?
 - Would you rather have to A) sing everything you say or B) dance everywhere you go?
- **Would you rather A) have wisdom or B) be able to see the future?** With the gift of wisdom, we do not need to see the future. We can trust God will lead us to make the right decisions for what’s happening in our lives right now.
 - ✂ **PRETEEN HACK:** *Let older kids have some fun by writing their own “Would You Rather” questions and sharing them with the group.*

VIDEO | The Wisdom of Solomon

- **INSTRUCTIONS:** *Show [this video](#) about the wisdom of Solomon.*

SCRIPTURE | Proverbs 1:7

- Solomon did get that wisdom from God. He gathered many of the wise things he learned and collected them. . . we can read it in the Bible in the book of Proverbs! Let’s see one of the things he had to say about wisdom itself.
- **INSTRUCTIONS:** *Read the passage aloud and encourage the kids to read along with you.*
- **What do you think it means to fear the Lord?**
- **Why would someone despise wisdom and knowledge?**
- **How can we learn to choose wisdom over anything else?**

NOW WHAT? *What does God want us to do about it?*

ACTIVITY | God’s Wisdom

- **INSTRUCTIONS:** *Photocopy some pages of Proverbs from a Bible. Give each kid the printable for the week, and have kids tear or cut pieces of the Bible photocopies and glue them to fit inside the word WISDOM on the printable.*
 - ✂ **PRETEEN HACK:** *Give kids the photocopied Bible pages and have them draw and cut out each letter in “WISDOM” on their own. They can paste it on to black construction paper to remind them of a Bible.*
- This activity will help us remember that when we want or need wisdom, we should always turn to God. . . and read the Bible!

PRAYER

- God, we love You and we know wisdom can only come from You. We pray and ask You to bless us with wisdom, and to know what the best possible action is in all of the situations we may

face. We know You will help us make good decisions and we thank You for how You care for us and guide us.

REFLECTION | Wise Sayings

- Let's look at some wise sayings taught by someone named Aesop from long ago.
- **INSTRUCTIONS:** Share two or three of Aesop's fables and their corresponding morals (select your favorites from [this list](#)).
- **Which story and moral are your favorite?**
- **Do these stories tell us anything about wisdom?**
- These are indeed wise life lessons. But true wisdom involves taking the things you know and putting it into practice, which can be difficult sometimes! That's why we need to ask God for wisdom, like Solomon did.

MEMORY VERSE | Memory Train

- **INSTRUCTIONS:** Write out or project the memory verse for your kids to see (you could use the graphics provided in your Programming folder). Then line the kids up in a line (a train) and have the first kid say the first word of the memory verse. The second kid has to say the first word and the second word, and so on. (Pro tip: Try to position your younger children near the front so they won't have as many words to recite.) See if the group can do this without looking at the verse!

SMALL GROUP TIME

DISCUSSION

- **Why was God so pleased with what Solomon asked for?**
- **How does the Bible tell us we gain wisdom?**
- **What did God give Solomon in addition to his original request?**
- **Read Proverbs 1:7. Think of some of the toughest decisions you've had to make. How would wisdom from God have helped you in that situation?**
- **In what area of your life do you think you need more wisdom?**
- **Is it harder or easier to make a wise choice in a tough situation?**
- **How can we apply our Big Idea, "Wisdom comes from God," when making decisions?**

ACTIVITY | Wise-pedia

- **INSTRUCTIONS:** On a piece of paper, tell the kids to write a question or topic they are curious about (use discretion on which topics to indulge!). Then, use an internet source to look up the answers to those questions and have fun discovering and learning together!
- Wisdom isn't just about knowing a bunch of random facts, but about using the things we know to make good life decisions, especially when it comes to our relationship with God. Which makes sense. . . since wisdom comes from God!

MEMORY VERSE | James 1:5 (NIV)

- **INSTRUCTIONS:** *Introduce kids to this month's memory verse, teaching them the signs (a combination of SEE and ASL) we've provided.*