



WEEK 2

ELEMENTARY LESSON OUTLINE



BIG IDEA

It's amazing! God knows what's best for me.

THE BIBLE

Elijah and the Prophets of Baal: 1 Kings 18;
(Philippians 4:19)

THIS WEEK AT A GLANCE

LARGE GROUP TIME

- **MUSIC** | Worship
- **ACTIVITY** | Match It Up!
- **ACTIVITY** | What Do You Need?
- **QUESTION** | What is the One Thing You Want Most?
- **THE BIG IDEA** | It's amazing! God knows what's best for me.
- **VIDEO** | Amazed, Episode 2
- **SCRIPTURE** | 1 Kings 18
- **VIDEO** | Elijah and the Prophets of Baal
- **ACTIVITY** | Edible Candy Corn Play Dough
- **SCRIPTURE** | Philippians 4:19
- **ACTIVITY** | Wish List - Part 1
- **ACTIVITY** | Need List - Part 2
- **PRAYER**
- **MEMORY VERSE** | Memory Verse Sandwich

SMALL GROUP TIME

- **DISCUSSION**
 - Who were the people of Israel worshipping instead of the one, true God?
 - Why did Elijah challenge the prophets of Baal?
 - What did Elijah do before God burned up the sacrifice?
 - Read 1 Kings 18:39. How did the people respond when they saw God answered Elijah's prayer to burn up the sacrifice?
 - What needs do you pray to God about?
 - What are some needs God has given you already?
 - Think about some specific needs you have right now, and how God might be meeting them.
- **ACTIVITY** | One Thing You Need
- **MEMORY VERSE** | Deuteronomy 7:21 (NIV)



WEEK 2

HACKS FOR PRETEENS



BY HEATHER HENDERSON

HOW TO HACK THIS SERIES FOR PRETEENS

In children's ministry, you've got a wide range of ages you need to engage every week, but preteens tend to get overlooked, so here are a few adjustments you can make to this week in order to keep your preteens more engaged.

ACTIVITY | Edible Candy Corn Play Dough





With their new dough, kids could try to make their own version of what Elijah's altar might have looked like.

ACTIVITY | Wish List and Need List

Extend this activity from being just about personal lists. You could also make wish and need lists for your kids ministry or church space, their schools, your community, etc. What do we wish we had—ping pong and unlimited video games? What do we need? Bibles for newcomers? New crayons?

ABOUT THE AUTHOR

HEATHER HENDERSON

 heathermhenderson.com
 facebook.com/heathermhenderson20
 instagram.com/heathermhenderson
 twitter.com/hmh20



Heather is currently a self-employed writer, speaker, coach, and ministry partner. In addition to writing this awesome series, she writes for several other publications regularly. She is also on the teaching rotation at a couple of churches in the Washington, D.C. metro region. She is on the board of directors for a foster home in Mexico and also for a youth conference held in the Mid-Atlantic region each year. Heather is a former youth pastor and associate pastor at a large and culturally and racially diverse church in Maryland. She has coached and led tons of volunteers and paid ministry staff over the years, and she is passionate about helping churches tell

people the good news of Jesus. She is also a strong advocate of women in vocational ministry and leads electives and workshops for women and girls and their advocates any chance she gets! Heather is married to her technology genius husband, and they have three kids, aged 10, 5, and 3. They live in the Virginia suburbs of Washington, D.C. with their dog June and their fish Pepperoni.

If you'd like to chat with Heather about church leadership, about women in vocational ministry, or about how to make the perfect apple pie, reach out. She would love to connect with you!

ADDITIONAL DEVELOPMENT: Elle Campbell, Brooklyn Lindsey, Amber Stephens, Linda Moon, Kellee Gentry.

TEACHING VIDEOS: Elle Campbell, Brooklyn Lindsey, Linda Moon, Jared Callahan.

PRETEEN HACKS: Heather Henderson.

SPECIAL NEEDS HACKS: Eugenia Lee.

MEMORY VERSE SIGN LANGUAGE: Sunny Brown.

GRAPHIC DESIGN: Josh Gosney, Jules Gray, Elle Campbell.

LAYOUT DESIGN: Jules Gray, Elle Campbell.

ADDITIONAL SUPPORT: Kenny Campbell, Tash McGill, Stephen Switzer, Ali Anne, Eddie Irvin, Ari Raines, Kellee Gentry, Tim Synan, Josh McLemore, Amber Gaddis.



WEEK 2

HACKS FOR KIDS WITH SPECIAL NEEDS



BY EUGENIA LEE

HOW TO HACK THIS SERIES FOR KIDS WITH SPECIAL NEEDS

In children's ministry, you've got a wide range of ages you need to engage every week, but kids with special needs tend to get overlooked, so here are a few adjustments you can make to this week in order to keep your kids with special needs more engaged.

THE BIG IDEA | It's amazing! God knows what's best for me.

Involving non-verbal modes of communication is integral to creating an inclusive environment. If you have students who use sign language, ask them if they'd like to share how to sign the Big Idea in actual sign language.

Sign language can also be used to manage behaviors in the classroom. For example, go over the classroom rules in sign language and when students need a gentle reminder for a rule, you can use the sign language instead of stopping the lesson to talk to the student. Use sign language to memorize the Bible verse, too, which is provided for you.

ACTIVITY | Edible Candy Corn Play Dough

This activity will be so satisfying to our senses. Students will use their hands, enjoy different textures, smell and colors. . . or they might even lick the powdered sugar on their hands. Make sure you know their dietary restrictions. Some students actually might focus better by having the dough in their hands. If that is the case, I might leave them out as I move on to the next activity.

ACTIVITY | Wish List and Need List

Have the students have their turns in talking and contributing their ideas in this group activity. If they decide to draw on the board, make sure the students with special needs can reach the board. If it is difficult to reach, give the student separate paper and have him/her write or draw on it. Then tape or glue it on the board. Ask a peer buddy to help the student doing that.

ABOUT THE AUTHOR

EUGENIA LEE



SPEDeugenia@gmail.com



facebook.com/SPEDeugenia



instagram.com/SPEDeugenia



Eugenia Lee currently serves as a volunteer leader at Newsong Church in Santa Ana, CA. Having children of her own with special needs, she started leading a support group of parents with special needs children and collaborating with children's ministry. In time, she learned that she loved working with children with special needs and realized it was her calling. She has worked on accommodating and modifying curriculum for students with different needs as well as training 1:1 buddies for many years. Helping children with special needs gave her so much joy that she decided to pursue a teaching career in special education. In a few short weeks, she will be ready to have her own classroom at a public school!

She is also working on a volunteer training manual specifically geared toward layperson volunteers working with children with disabilities in any setting.

Eugenia and her husband live in Orange county, CA with their four amazing children. Home is her favorite place on earth: spending time with her family, cooking up some BBQ, and sharing good conversation with close friends.

If you have any questions about curriculum accommodations and modifications, engaging with parents of special needs children, training volunteers, and so on, feel free to get in contact with her via email, Instagram, or Facebook!

ADDITIONAL DEVELOPMENT: Elle Campbell, Brooklyn Lindsey, Amber Stephens, Linda Moon.

TEACHING VIDEOS: Stephanie Whitacre, Elle Campbell.

PRETEEN HACKS: Heather Henderson.

SPECIAL NEEDS HACKS: Eugenia Lee.

MEMORY VERSE SIGN LANGUAGE: Sunny Brown.

GRAPHIC DESIGN: Josh Gosney, Jules Gray, Elle Campbell.

LAYOUT DESIGN: Jules Gray, Elle Campbell.

ADDITIONAL SUPPORT: Kenny Campbell, Tash McGill, Stephen Switzer, Ali Anne, Eddie Irvin, Ari Raines, Kellee Gentry, Tim Synan, Josh McLemore, Amber Gaddis.



WEEK 2

ELEMENTARY LESSON GUIDE



BIG IDEA

It's amazing! God knows what's best for me.

THE BIBLE

Elijah and the Prophets of Baal: I Kings 18;
(Philippians 4:19)

LARGE GROUP TIME

WHAT? What are we talking about today?

MUSIC | Worship

- **INSTRUCTIONS:** Spend some time in worship with your kids with songs like ["Pray About Everything"](#) by Group and ["He Knows"](#) by Jeremy Camp.

ACTIVITY | Match It Up!

- We are going to match things that need something in order to work.
- **INSTRUCTIONS:** Each kid should get one picture card. Encourage them to find the person who has the corresponding picture card.

ACTIVITY | What Do You Need?

- Pretend you are going to travel somewhere and you can only take one thing with you. What would it be? Write it down on the index card and give it to me.
- Now, let's pretend I'm going on a trip. What do I need to take?
- **INSTRUCTIONS:** Lay out some items you might take on various trips, such as: flashlight, water bottle, flip flops, book, binoculars, canned food, board game, sunglasses, mittens, sunblock, and toilet paper. Ask the kids for suggestions on what you will need, and put it in your backpack.
- Wow, you guys are good packers! But I didn't tell you where I was going. Let's say I was going camping. **Do I really need everything in this backpack? Is there anything else I should have packed? What about if I were going to the beach? Or a ski trip?**

- It can be tough to figure out what we need for every situation, but today's story is going to remind us that God always knows exactly what we need!

QUESTION | What is the One Thing You Want Most?

- My favorite holiday of the year is my birthday! I just love everything about it, from the cake to the balloons to the presents!
- **What is the one thing you want most for your birthday?**
- **What happens if you wake up the morning of your birthday this year and don't get it?**
- While we might not always get what we want, today's story is going to show us that God knows what we need.

THE BIG IDEA | It's amazing! God knows what's best for me.

- **INSTRUCTIONS:** *Present the Big Idea with these hand motions:*
- **It's amazing** [Open your hands and make a big circle with spirit fingers.]
- **God** [Raise both of your arms, making a V shape.]
- **knows** [Point your right index finger to your head and the left hand supports the right elbow.]
- **what's best** [Thumbs up.]
- **for me** [Bring the thumbs in to point to yourself.]

SO WHAT? Why does it matter to God and to us?

VIDEO | Amazed, Episode 2

- **INSTRUCTIONS:** *Play this week's [teaching video](#).*

SCRIPTURE | 1 Kings 18

- **INSTRUCTIONS:** *Retell the story from 1 Kings 18.*
- In today's story, we hear about how God sent a drought on the land where Elijah lived. A drought means there was no rain for a long time. Why did God allow a drought? Because the people there were worshipping idols, or false gods.
- God told Elijah to tell this news to King Ahab and his wife, Jezebel. They were not happy. King Ahab and Jezebel decided to take their anger out on God's prophets, or teachers, and began hurting them. Jezebel really wanted to hurt Elijah, so he went into hiding!
- After three years passed, God told Elijah it was time to come out of hiding. Elijah asked King Ahab to bring all the people from Israel to meet him at Mount Carmel. There, Elijah challenged the prophets of Baal, the false god the people had been worshipping, to a contest. Elijah and Baal's prophets would both present gifts — which is also called a sacrifice — to the false god and the real God, and whoever's gift, or sacrifice, was covered by fire was serving the one, true God.
- **Guess who won?** God, of course. The prophets of Baal did everything they could to call on their god, but there was no answer. When Elijah prayed to God, God sent fire — just like Elijah knew God would.

- God knew what was best for Elijah and for the people of Israel. God knew Elijah needed to come out of hiding to show that God was the one, true God. God knew the people needed to see this miraculous event to believe in God once again.
- Isn't that amazing?

VIDEO | Elijah and the Prophets of Baal

- **INSTRUCTIONS:** Show [this video](#) about Elijah and the prophets of Baal by Kidz Church.

ACTIVITY | Edible Candy Corn Play Dough

- **INSTRUCTIONS:** Mix three tablespoons of vegetable oil, one tablespoon of water, and two cups of candy corn in a glass bowl. Microwave the mixture for thirty seconds, stir, and continue to microwave for thirty seconds at a time until it's completely melted. Pour the mixture onto a surface covered with powdered sugar, and knead it eight to ten times using additional powdered sugar as needed to keep it from being sticky.
 - ✂ **SPECIAL NEEDS HACK:** Some students might focus better by having the dough in their hands. Feel free to allow them to keep it with them when you move on to the next activity.
 - ✂ **PRETEEN HACK:** With their new dough, kids could try to make their own version of what Elijah's altar might have looked like.
- It is amazing when something can change into another thing. Our hard candy corn turned into soft play dough. In our story, God turned the hard hearts of the people who were worshipping Baal into believers of God.

SCRIPTURE | Philippians 4:19

- **INSTRUCTIONS:** Look up the verse and read it aloud.
- God knows that what we want isn't always what is best for us.
- **According to this verse, how does God provide for us?**
- When we understand how God wants what's best for us, it is easier to be brave. It is also easier to obey and do what is asked of us. And it is easier to trust God knows what is happening even when we don't.

NOW WHAT? What does God want us to do about it?

ACTIVITY | Wish List - Part 1

- **Do you know what a wish list is?** A wish list is a list of things you wish you could have.
- Let's write down a list of all the things we wish to have.
- **INSTRUCTIONS:** Tell the kids to work together to create a group wish list, drawing or writing what they wish for on a large piece of poster board. Read the list aloud.
 - ✂ **SPECIAL NEEDS HACK:** Have the students have their turns in talking and contributing their ideas in this group activity. If they decide to draw on the board, make sure the students with special needs can reach the board. If it is difficult to reach, give the

student separate paper and have him/her write or draw on it. Then tape or glue it on the board. Ask a peer buddy to help the student doing that.

- ✂ **PRETEEN HACK:** Extend this list out from just a personal list. Ask them about things they wish for in their ministry space, schools, communities, etc.

ACTIVITY | Need List - Part 2

- In our last activity, you were so excited about telling me your wish list.
- Now, let's write down some of the things we need. I'll start us off: we need food and water. What are some others?
- **INSTRUCTIONS:** Tell the kids to work together to create a group need list, drawing or writing what they need to have on a large piece of poster board.
 - ✂ **SPECIAL NEEDS HACK:** Have the students have their turns in talking and contributing their ideas in this group activity. If they decide to draw on the board, make sure the students with special needs can reach the board. If it is difficult to reach, give the student separate paper and have him/her write or draw on it. Then tape or glue it on the board. Ask a peer buddy to help the student doing that.
 - ✂ **PRETEEN HACK:** Extend this list out from just a personal list. Ask them about things they think their ministry space, schools, and communities need.

PRAYER

- Let's gather around the lists we've created, and thank God for all we have, whether they were a need or a wish.

MEMORY VERSE | Memory Verse Sandwich

- **INSTRUCTIONS:** For this memory verse activity, the words of the memory verse are written on a printable of pieces of a sandwich. Split the kids into two teams, and encourage the teams to try to be the first to stack together their sandwich in order, so that the memory verse can be read.

SMALL GROUP TIME

DISCUSSION

- Who were the people of Israel worshipping instead of the one, true God?
- Why did Elijah challenge the prophets of Baal?
- What did Elijah do before God burned up the sacrifice?
- Read 1 Kings 18:39. How did the people respond when they saw God answered Elijah's prayer to burn up the sacrifice?
- What needs do you pray to God about?
- What are some needs God has given you already?
- Think about some specific needs you have right now, and how God might be meeting them.

ACTIVITY | One Thing You Need

- Let's take a look at the index card we wrote on in the beginning of today's lesson: Your family is going on a trip and you can take only one thing with you as you travel. **What did you write down?**
- **After hearing today's Bible story, do you still think that's the best item you could have chosen?**
- **How would you use it? If you could change it, what would you change it to and why?**
- Thank goodness we have a God who knows what we need, and what's more, what's the very best for each of us!

MEMORY VERSE | Deuteronomy 7:21 (NIV)

- **INSTRUCTIONS:** *Introduce kids to this month's memory verse, teaching them the signs (a combination of SEE and ASL) we've provided.*