



WEEK 2

PRESCHOOL LESSON OUTLINE



BIG IDEA

It's amazing! God knows what's best for me.

THE BIBLE

Elijah and the Prophets of Baal: 1 Kings 18

THIS WEEK AT A GLANCE

WELCOME TIME

- **ACTIVITY** | What Do You Need?
- **ACTIVITY** | Match It Up!

TEACHING TIME

- **THE BIG IDEA** | It's amazing! God knows what's best for me.
- **VIDEO** | Amazed, Episode 2
- **SCRIPTURE** | 1 Kings 18:33-39
- **OBJECT LESSON** | Hard to Soft
- **PRAYER**

DISCUSSION TIME

- **SNACK** | Fire and Wood
- **ACTIVITY** | Act It Out
- **ACTIVITY** | Follow the Leader
- **MEMORY VERSE** | Memory Verse Sandwich

PLAY TIME

- **ACTIVITY** | Coloring Page
- **ACTIVITY** | Matching Cards
- **ACTIVITY** | Orbeez



WEEK 2

HACKS FOR TODDLERS



BY CASSANDRA MOTON

HOW TO HACK THIS SERIES FOR TODDLERS

In children's ministry, you've got a wide range of ages you need to engage every week, but toddlers tend to get overlooked. But you know your toddlers need more than just babysitting, so here are a few adjustments you can make to this week in order to keep your toddlers more engaged.

ACTIVITY | What Do You Need?

Have a small kids back pack and encourage the kids to help you pack your favorite things from the classroom that you could take on a trip with you. See what they can find in the classroom and how many things you can fit!

SCRIPTURE | 1 Kings 18:33-39





Simplify the story and use story cards ([like these](#)). For example: Elijah loved God (card 30), King Ahab did not obey God (card 14), Elijah built an altar (card 27), Elijah covered it with water (card 28) and prayed to God to send fire! And God did! (card 31) Everyone believed in the one true God. (Card 35)

ACTIVITY | Matching Cards

You can do the same activity with the cards face up. Or print duplicates of the printable so that you can have cards are the same (e.g., 2 toothbrushes, two cars) and help kids find the identical card.

ABOUT THE AUTHOR

CASSANDRA MOTON

 centralaz.com
 cassandramoton.blogspot.com
 facebook.com/cassandramoton
 instagram.com/cmoton



Cassandra has been in ministry for the last 20 years. She has done everything from leading and creating Family Experience services (a service designed for the entire family to enjoy and learn together) to developing curriculum and lessons for every age group. Currently, Cassandra works at a multi-site church (Central Christian Church AZ) as their Children’s Programming Pastor. She is responsible for developing, creating, and executing all programming for two-year-olds through 6th graders with creative elements that teach kids about God in an exciting way. Cassandra’s passion is programming and creating an environment where

anyone coming in could understand and learn who God is and how much He loves them. Cassandra also has just completed her first book “Authentic.” This book dives into what an authentic relationship with God and others around you truly looks like.

Cassandra has been married for 23 years to Jon and together they have three beautiful girls, Michaela, Delaney, and Taylynn. Michaela and Delaney are each in college, and Taylynn is in 9th grade.

If you’d like to chat with Cassandra about children’s ministry, programming, or Disneyland, reach out! She would love to connect with you!

ADDITIONAL DEVELOPMENT: Elle Campbell, Brooklyn Lindsey, Amber Stephens, Linda Moon.

TEACHING VIDEOS: Stephanie Whitacre, Elle Campbell.

TODDLER HACKS: Cassandra Moton.

MEMORY VERSE SIGN LANGUAGE: Sunny Brown.

GRAPHIC DESIGN: Josh Gosney, Jules Gray, Elle Campbell.

LAYOUT DESIGN: Jules Gray, Elle Campbell.

ADDITIONAL SUPPORT: Kenny Campbell, Tash McGill, Stephen Switzer, Ali Anne, Eddie Irvin, Ari Raines, Kellee Gentry, Tim Synan, Josh McLemore, Amber Gaddis.



WEEK 2

PRESCHOOL LESSON GUIDE



BIG IDEA

It's amazing! God knows what's best for me.

THE BIBLE

Elijah and the Prophets of Baal: I Kings 18

WELCOME TIME

ACTIVITY | What Do You Need?

- **INSTRUCTIONS:** *On a table, place an empty backpack and a lot of things that will likely not fit into it, such as toys, dolls, stuffed animals, a blanket, a pillow, a box of Goldfish crackers, etc. Encourage the kids to help you decide what to put in the backpack and what you don't really need.*
- ✂ **TODDLER HACK:** *Have a small kids back pack and encourage the kids to help you pack your favorite things from the classroom that you could take on a trip with you. See what they can find in the classroom and how many things you can fit!*
- So, friends, I have a big problem and need your help. I'm going on a trip. I have to get everything I need in my backpack, but it won't all fit.
- Thank you all for helping me decide what I need. Sometimes, its hard to know what we need because we want everything! But God always knows what we need.

ACTIVITY | Match It Up!

- We are going to match things that need something in order to work.
- **INSTRUCTIONS:** *Seat the kids in a circle and pass out one picture card to each kid, from this week's printable. Start by asking one kid to show everyone their picture card. Then, ask the group if anyone thinks they have something on their card that needs this picture. If the kids are having a hard time, tell them all to show their cards and help them think it through. For example: Ask the kids, "What do you think goes with toothpaste? A battery? No. A car? No. A toothbrush? Yes! A toothbrush and toothpaste need each other to work. Great job!"*
- God is amazing! God knows what I need.

TEACHING TIME

THE BIG IDEA | It's amazing! God knows what's best for me.

- **INSTRUCTIONS:** Present the Big Idea with these hand motions. Repeat the Big Idea, but when you get to the word, "I," point to each kid and say their name. Then end by saying God is amazing! God knows what's best for you and me!
- **It's amazing** [Open your hands and make a big circle with spirit fingers.]
- **God** [Raise both of your arms, making a V shape.]
- **knows** [Point your right index finger to your head and the left hand supports the right elbow.]
- **what's best** [Thumbs up.]
- **for me** [Bring the thumbs in to point to yourself.]

VIDEO | Amazed, Episode 2

- **INSTRUCTIONS:** Play this week's preschool [teaching video](#).

SCRIPTURE | 1 Kings 18:33-39

- Elijah was someone who really, really loved God. But not everyone loved God. There was a king named King Ahab and he was mean and didn't obey God.
- **Can you show me a mean face?** Yes, that was King Ahab! King Ahab and the people of Israel prayed to a great, big statue they called, Baal. Baal wasn't God. Baal wasn't real at all. It was just a big statue.
- **Do you think anything happens when you pray to a statue?** No! That's silly.
- **Do you think anything happens when we pray to God?** Yes! God hears us and God answers our prayers.
- One day, King Ahab and Elijah decided to have a contest to see whose God was the real and true God.
- They both built an altar. It kind of looks like a big fire pit made with stones and wood. They put uncooked meat on the top. Then, King Ahab's people prayed to Baal to light the fire. They prayed from morning until night. They prayed and prayed and prayed. And nothing happened. Then, it was Elijah's turn. Let's read what happens in our Bible.
- **INSTRUCTIONS:** Read 1 Kings 18:33-39.
 - ✂ **TODDLER HACK:** Simplify the story and use story cards ([like these](#)). For example: Elijah loved God (card 30), King Ahab did not obey God (card 14), Elijah built an altar (card 27), Elijah covered it with water (card 28) and prayed to God to send fire! And God did! (card 31) Everyone believed in the one true God. (Card 35)
- Wow! That was amazing! Elijah told them to pour water all over the wood. **Does wood catch fire when its soaking wet?** No. Water stops things from catching on fire. But Elijah prayed to God and a fire came down from the sky and burned everything up! Just as Elijah knew it would.
- God knew what Elijah needed, and God knew what the people needed to see in order to believe God was the one, true God. **Isn't that amazing?**
- God knew what was best for them, and God knows what's best for us, too!

OBJECT LESSON | Hard to Soft

- **INSTRUCTIONS:** Place two, clear bowls on a table, one with [Orbeez](#) in it and nothing else, and the other with Orbeez that have had time to soak up water and grow (the consistency should be soft and squishy). Show the kids the first bowl with the hard Orbeez in it. Then, fill the bowl with water. Let the kids know that the water will make the beads soft and squishy (they can keep checking on how they are growing as time passes). Show them the bowl with the grown Orbeez. Let them feel how soft and squishy they are now.
- It is amazing when something can change into another thing. Our hard beads got larger and turned soft and squishy. In our story, God turned the hard hearts of the people who were worshiping Baal when they saw Baal wasn't real and that God was real. God is amazing!

PRAYER

- God, thank You for being amazing! Thank You for always knowing what is best for us and for loving each of us.

DISCUSSION TIME

SNACK | Fire and Wood

- **INSTRUCTIONS:** Pass out pretzel sticks and some cheese to the kids. As they eat, ask them questions about today's Bible story.
- **Did Elijah love God and follow God?**
- **Did King Ahab and the people of Israel follow God?**
- **When Elijah prayed to God, did God answer his prayer?**

ACTIVITY | Act It Out

- Let's act out what Elijah did that day! First, he built an altar. Remember, I said it was like a fire pit? Let's build one!
- **INSTRUCTIONS:** Use cardboard blocks or whatever you have in your space to make a small pile.
- **Then, what did he do next?** Yes! He poured water on the altar. **How many times?** He poured four jugs of water on it three times! Let's pretend to do that.
- **Then, what did Elijah do?** Yes. Elijah prayed to God. Let's pray! God, You know what we need. Please help us.
- **And what did God do?** Yep! God answered Elijah's prayer. God sent so much fire, everything on the altar burned up! God knew what the people needed. They needed to see that God was real and answered prayers.
- God is amazing! God knew what the people needed in our Bible story, and God knows what you and I need, better than we do!

ACTIVITY | Follow the Leader

- **INSTRUCTIONS:** Pick an adult to be the leader. Tell all the kids to follow the leader and do what the leader does. Then, give the kids the opportunity to be the leader. Continue as time allows.
- **Did Elijah follow God?**
- **If we love God and believe in God, should we follow God, too?**
- We should follow God because God knows what's best for us! God is amazing!

MEMORY VERSE | Memory Verse Sandwich

- **INSTRUCTIONS:** For this memory verse activity, the words of the memory verse are written on a printable of pieces of a sandwich. Work with the kids to stack the sandwich – and the memory verse – in order.

PLAY TIME

While you're waiting for parents to pick up their kids . . .

ACTIVITY | Coloring Page

- **INSTRUCTIONS:** Give each kid a coloring page along with crayons, markers, or colored pencils. Remind them of today's story, memory verse, and Big Idea as they color!

ACTIVITY | Matching Cards

- **INSTRUCTIONS:** Use the same matching cards, except this time, lay them out on a table face down and have them flip over two cards at a time to find the matching pairs.
 - ✂ **TODDLER HACK:** You can do the same activity with the cards face up. Or print duplicates of the printable so that you can have cards are the same (e.g., 2 toothbrushes, two cars) and help kids find the identical card.

ACTIVITY | Orbeez

- **INSTRUCTIONS:** Put pre-made Orbeez (or a similar non-toxic, age-appropriate product) on a table in a large plastic container or cookie sheets. Have plastic spoons, small, plastic measuring cups, or whatever you have on hand for supervised water play.

Encourage your preschoolers to help clean up the room while they wait for their parents.