



WEEK 2

ELEMENTARY LESSON OUTLINE

LEVEL UP

BIG IDEA

Jesus beat death.

THE BIBLE

Easter: Matthew 28:1-10;
(John 3:16-17)

THIS WEEK AT A GLANCE

LARGE GROUP TIME

- MUSIC** | Worship
- ACTIVITY** | Game Over
- ACTIVITY** | Smash-an-Egg
- POLL** | Winning and Losing
- THE BIG IDEA** | Jesus beat death.
- VIDEO** | Level Up, Episode 2
- BIBLE STORY** | Matthew 28:1-10
- SCRIPTURE** | John 3:16-17
- VIDEO** | Our Easter Story
- PRAYER**
- ACTIVITY** | Stomp Out Sin
- ACTIVITY** | Five Words
- RESPONSE** | Who Needs to Know?
- MEMORY VERSE** | Hebrews 12:2

SMALL GROUP TIME

- DISCUSSION**
 - What did the women discover when they went to Jesus' tomb?
 - What did the angel tell the women?
 - How did they react to the news Jesus was alive?
 - Read John 3:16-17 again. If you believe in Jesus, what does this verse promise us?
 - What are some ways we usually celebrate Easter?
 - What can we do to make Easter about Jesus more than anything else?
 - Because Jesus beat death, what happens to your sins?
- ACTIVITY** | Eggs-cited about Easter!
- MEMORY VERSE** | Hebrews 12:2



WEEK 2

HACKS FOR PRETEENS

LEVEL UP

BY MIKE SHELEY

HOW TO HACK THIS SERIES FOR PRETEENS

In children's ministry, you've got a wide range of ages you need to engage every week, but preteens tend to get overlooked, so here are a few adjustments you can make to this week in order to keep your preteens more engaged.

MUSIC | Worship

Use this time to introduce older kids to more upbeat, contemporary worship songs, such as "[Resurrection Day](#)" by Rend Collective.

ACTIVITY | Five Words

As students share their "five word" version of the Easter story, have them use all the fingers on one hand to count out the five words. Then, once they reach five, they look around and give someone a high five who is raising their hand to go next. Then the next student repeats the process.




RESPONSE | Who Needs to Know?

Reserve some time during your program to take kids outdoors. Find a safe place, like the sidewalk, where preteens can write or draw, using sidewalk chalk, things related to today's message. The objective: "Could someone get the main truths of Easter from looking at your artwork?" (Bonus: challenge them to draw this on the sidewalk in front of their home to share the message with their neighbors, too!)

ABOUT THE AUTHOR

MIKE SHELEY



 facebook.com/michaelsheley
 instagram.com/michaelsheley
 twitter.com/michaelsheley

Mike Sheley is the Middle School Pastor overseeing ministries for preteen (5th-6th grade) and young adolescent (7th-8th grade) students at Mount Pleasant Christian Church in central Indiana. He has been in student ministry for over twenty years, with more than twelve of those years in his current position. In his current ministry, preteens participate alongside middle schoolers for weekly programming, but have their own lessons and special events. However, part of the health of the ministry is due to the close friendship and working relationship Mike has with the children's ministry team.

Mike is married and has three kids - one in college,

one in high school and one in middle school. Mike has had the joy and challenge of ministering to all of his kids as their youth pastor during their preteen and middle school years.

Mike's odd jobs over the years have included working at the his local Apple Store, Target, and at a couple fast-food restaurants. He has a weird fascination with presentations and fonts.

If you'd like to chat with Mike about spiritual disciplines with preteens, parent ministry or developing better presentations, reach out! He would love to connect with you!

ADDITIONAL DEVELOPMENT: Elle Campbell, Brooklyn Lindsey, Amber Stephens, Linda Moon, Lauren Wierzba.

TEACHING VIDEOS: Elle Campbell, Brooklyn Lindsey, Linda Moon, Jared Callahan.

PRETEEN HACKS: Mike Sheley.

SPECIAL NEEDS HACKS: Eugenia Lee.

MEMORY VERSE SIGN LANGUAGE: Sunny Brown.

GRAPHIC DESIGN: Josh Gosney, Jules Gray, Elle Campbell.

LAYOUT DESIGN: Jules Gray, Elle Campbell.

ADDITIONAL SUPPORT: Kenny Campbell, Tash McGill, Stephen Switzer, Ali Anne, Eddie Irvin, Ari Raines, Kellee Gentry, Tim Synan, Josh McLemore, Amber Gaddis.



WEEK 2

HACKS FOR KIDS WITH SPECIAL NEEDS

LEVEL UP

BY EUGENIA LEE

HOW TO HACK THIS SERIES FOR KIDS WITH SPECIAL NEEDS

In children's ministry, you've got a wide range of ages you need to engage every week, but kids with special needs tend to get overlooked, so here are a few adjustments you can make to this week in order to keep your kids with special needs more engaged.

GENERAL TIP

Many students have difficulty accepting the concept of losing. Self-regulation of emotions can be very difficult for students with autism. When they can't regulate intense emotions, this can often lead to emotional outburst, or tantrum. Talk about winning and losing before any of the competitive games in this lesson. Teach them to embrace both winning and losing. Understand that this can be very hard for some students. Bear in mind that potentially rude or inconsiderate behavior is unintentional but more likely a result of impaired neurological functioning.

ACTIVITY | Game Over

This is excellent gross motor game combined with social skills. Both gross motor skills and social skills can be difficult for some students with special needs, however. If hopping is difficult, suggest walking or skipping. Have the students pair up with a peer buddy and play together. Buddy may give the student prompting to go or stop to play Rock, Paper, Scissors.

ACTIVITY | Stomp Out Sin

This activity involves popping balloons, which might alarm some students. Instead, groups involving kids with special needs could write or draw on a piece of paper instead and tear it apart when they're done. Tearing paper gives sensory input (sounds, feeling). Also, have this group say "Jesus beat death," to make reciting the phrase more accessible for the students with special needs.

ABOUT THE AUTHOR

EUGENIA LEE



SPEDeugenia@gmail.com



facebook.com/SPEDeugenia



instagram.com/SPEDeugenia



Eugenia Lee currently serves as a volunteer leader at Newsong Church in Santa Ana, CA. Having children of her own with special needs, she started leading a support group of parents with special needs children and collaborating with children's ministry. In time, she learned that she loved working with children with special needs and realized it was her calling. She has worked on accommodating and modifying curriculum for students with different needs as well as training 1:1 buddies for many years. Helping children with special needs gave her so much joy that she decided to pursue a teaching career in special education. In a few short weeks, she will be ready to have her own classroom at a public school!

She is also working on a volunteer training manual specifically geared toward layperson volunteers working with children with disabilities in any setting.

Eugenia and her husband live in Orange county, CA with their four amazing children. Home is her favorite place on earth: spending time with her family, cooking up some BBQ, and sharing good conversation with close friends.

If you have any questions about curriculum accommodations and modifications, engaging with parents of special needs children, training volunteers, and so on, feel free to get in contact with her via email, Instagram, or Facebook!

ADDITIONAL DEVELOPMENT: Elle Campbell, Brooklyn Lindsey, Amber Stephens, Linda Moon, Lauren Wierzba.

TEACHING VIDEOS: Elle Campbell, Brooklyn Lindsey, Linda Moon, Jared Callahan.

PRETEEN HACKS: Mike Sheley.

SPECIAL NEEDS HACKS: Eugenia Lee.

MEMORY VERSE SIGN LANGUAGE: Sunny Brown.

GRAPHIC DESIGN: Josh Gosney, Jules Gray, Elle Campbell.

LAYOUT DESIGN: Jules Gray, Elle Campbell.

ADDITIONAL SUPPORT: Kenny Campbell, Tash McGill, Stephen Switzer, Ali Anne, Eddie Irvin, Ari Raines, Kellee Gentry, Tim Synan, Josh McLemore, Amber Gaddis.



WEEK 2

ELEMENTARY LESSON GUIDE

LEVEL UP

BIG IDEA

Jesus beat death.

THE BIBLE

Easter: Matthew 28:1-10;
(John 3:16-17)

LARGE GROUP TIME

WHAT? *What are we talking about today?*

MUSIC | Worship

- **INSTRUCTIONS:** Ask the kids to sing along (and dance!) to [“Alive”](#) by Hillsong Young & Free, or another song that celebrates Jesus’ resurrection!

✂ **PRETEEN HACK:** Older kids might also like [“Resurrection Day”](#) by Rend Collective.

ACTIVITY | Game Over

- **INSTRUCTIONS:** Divide the kids into two teams. Place hula hoops in a line, or whatever shape fits your space best (you can also just use tape on the ground to create boxes instead). One member from each team starts at opposite ends and hops from one hula hoop to the other until the two opponents meet. Then, they play Rock, Paper, Scissors. Whoever loses runs back to their team, and the next person in line begins hopping toward the winner. At the same time, the winner continues to hop to the other side until they meet the new challenger from the other team. And the same thing happens. The game continues until one team gets one of their players all the way to the other side. Declare a winning team (See [this video](#) for an example of how it’s done)!

- **What does it mean to beat someone in a game or a contest?**

✂ **SPECIAL NEEDS HACK:** If hopping is difficult, suggest walking or skipping. Have the students pair up with a peer buddy and play together. Buddy may give the student prompting to go or stop to play Rock, Paper, Scissors.

ACTIVITY | Smash-an-Egg

- **INSTRUCTIONS:** Prepare nine [confetti eggs](#) and three raw eggs in an egg carton beforehand. Choose up to twelve kids to play (six on each team). Each team will take turns. The first team chooses an egg from the bowl – as soon as they touch the egg, it is chosen. Then, they will smash it on their leader’s head. Their opponent then chooses an egg and does the same. This continues until one of the participants smashes a total of two raw eggs onto their head. They are declared the losing team. (Pick leaders or kids who are okay with getting messy and getting eggs smashed on their heads. Be mindful of egg allergies.)
- We are going to celebrate today how Jesus crushed death like how we smashed these eggs!
- Remember, everyone, when it come to games and sports, we all should show kindness to those on our team and the other team, too! But when we beat someone at something, it means we won! We earned all the points! We got the grand prize! Today, we are going to talk about how Jesus won in a big way!

POLL | Winning and Losing

- **INSTRUCTIONS:** Ask these questions and have the kids respond either by raising their hand or by doing another fun gesture.
- **Raise your hand if you’ve ever lost while playing a video game or sport. How did it feel to lose?**
- **This time, raise your hand if you’ve ever won before. How did it feel to win and beat another team or person?**
- Sometimes, we win and other times we lose. Today, we are talking about the time when Jesus won big time! **Can anyone guess what that is?**

THE BIG IDEA | Jesus beat death.

- **INSTRUCTIONS:** Ask the kids to pretend they are at the biggest, best game cheering on our team! We won and want everyone to know! Let’s cheer together: “Jesus beat death! Jesus beat death! Jesus beat death!” (Feel free to take this to the next level and add megaphones, pompoms, foam fingers, etc.)

SO WHAT? Why does it matter to God and to us?

VIDEO | Level Up, Episode 2

- **INSTRUCTIONS:** Play this week’s [teaching video](#).

BIBLE STORY | Matthew 28:1-10

- Today, we are celebrating Easter! Easter is an incredibly exciting day. It’s not about candy, or Easter baskets or bunnies, although all those things are great. Today is all about Jesus!
- **INSTRUCTIONS:** Read Matthew 28:1-10. (Optional: You can show [this video](#) to summarize the life and ministry of Jesus and the events leading up to Jesus’ death and resurrection.)
- Jesus was treated so badly! The people were so angry with Jesus that they arrested Him and

put Him on the cross. It was terrible! All of Jesus' friends were so sad because they loved Jesus and thought they'd never see Jesus again.

- **But what happened three days later?**
- This is why we celebrate Easter. We celebrate Easter because Jesus is alive! **Jesus beat death!**

SCRIPTURE | John 3:16-17

- **INSTRUCTIONS:** Read John 3:16-17. Then ask the following questions to your group:
 - **Who is the Son?**
 - **If God loves the world, does that mean God loves everyone?**
 - **How does it feel knowing God loves you so much He sent Jesus – His own son – to save you?**
- Jesus beat death so we could all live the good life! The mistakes we make that would normally count against us – like they do in a video game or sport – are forgiven and forgotten!

VIDEO | Our Easter Story

- Let's see what some kids your age might have to say about the Easter story!
- **INSTRUCTIONS:** Show [this video](#) of kids retelling the story of Easter.
- **Can you tell the story of Easter in your own words?**

PRAYER

- Let's take a moment to thank God for sending Jesus.
- God, thank You for sending Jesus to Earth to beat death and to forgive me. Thank You for loving us that much! We love You.

NOW WHAT? What does God want us to do about it?

ACTIVITY | Stomp Out Sin

- **What are some examples of sin?** Remember, we all sin and make mistakes.
- **INSTRUCTIONS:** Try to get the kids to think of everyday sins (such as not telling the truth, being rude, not obeying their parents/guardians, taking something that doesn't belong to them, whining, etc.) Write each of their suggestions on a balloon, and make as many balloons as you'd like. Choose a volunteer for each balloon. Have them yell, "I'm forgiven 'cause Jesus beat death!" Then, have them stomp or jump on the balloon to pop it.
- **When Jesus beat death, what happened to all of our mistakes?** Jesus stomps out our sins when we ask Jesus to forgive us!
 - ✂ **SPECIAL NEEDS HACK:** Instead of popping balloons, groups involving kids with special needs could write or draw on a piece of paper instead and tear it apart when they're done. Tearing paper gives sensory input (sounds, feeling). Also, have this group say "Jesus beat death," to make reciting the phrase more accessible for the students with special needs.

ACTIVITY | Five Words

- Now, let's try telling our own version of the Easter story together as a group.
- **INSTRUCTIONS:** *Get as many kids as possible involved in retelling the Easter story. Depending on the size of your group, you can either have everyone go in order to tell the story or have the kids raise their hand (or use a talking ball) to go next. They can each only say five words (have them count the words on their fingers as they speak). Then, the next person will pick up the story. An adult volunteer can start the story by saying, "Easter is about Jesus who . . ."*
- The Easter story is a great reminder of how God loves us so much that He sent Jesus to save us all. And the best part of story? **Jesus beat death!**
 - ✂ **PRETEEN HACK:** *As students share their "five word" version of the Easter story, have them use all the fingers on one hand to count out the five words. Then, once they reach five, they look around and give someone a high five who is raising their hand to go next. Then the next student repeats the process.*

RESPONSE | Who Needs to Know?

- God didn't have to send Jesus, but that is how much God loves you. Jesus beat death so our sins could be forgiven. And now that we are forgiven, we can have a relationship with God and one day be with God in heaven!
- Now that we all know the real reason we celebrate Easter, **who can you share the story of Easter with?**
- Remember, Jesus beat death for everyone in the whole world. We should share the story of Easter with everyone!
 - ✂ **PRETEEN HACK:** *Find a safe place, like the sidewalk, where preteens can write or draw, using sidewalk chalk, things related to today's message. The objective: "Could someone get the main truths of Easter from looking at your artwork?" (Bonus: challenge them to draw this on the sidewalk in front of their home to share the message with their neighbors, too!)*

MEMORY VERSE | Hebrews 12:2

- **INSTRUCTIONS:** *Write or type out the memory verse on a piece of paper, then cut out the words (to make it easier, you could use adhesive labels). Stick each word onto different shapes of large building blocks (such as LEGO DUPLO or Mega Bloks). Ask the kids to try to make something that puts the verse in the correct order.*

SMALL GROUP TIME

DISCUSSION

- **What did the women discover when they went to Jesus' tomb?**
- **What did the angel tell the women?**
- **How did they react to the news Jesus was alive?**
- **Read John 3:16-17 again. If you believe in Jesus, what does this verse promise us?**

- **What are some ways we usually celebrate Easter?**
- **What can we do to make Easter about Jesus more than anything else?**
- **Because Jesus beat death, what happens to your sins?**

ACTIVITY | Eggs-cited about Easter!

- Print out and distribute the Week 2 printable. Ask the kids to color in each egg as you describe what each egg represents (see below). Then, they can fold the paper in half (like an egg carton) to take home.
 - **Palm branch:** Jesus enters Jerusalem
 - **Perfume:** Jesus is anointed with perfume
 - **Bread:** The Last Supper
 - **Olives:** Jesus prays at Gethsemane
 - **Three pieces of silver:** Judas betrays Jesus
 - **Dice:** Soldiers divide up Jesus' things
 - **Crown of thorns:** Jesus suffers
 - **Three nails:** Jesus is nailed to the cross
 - **Cross:** Jesus dies
 - **Egg cracking in half:** The veil is torn
 - **Stone:** A stone covers the tomb
 - **Empty:** Jesus is risen!
- We shouldn't keep quiet about good news like this! Use your eggs to tell everyone you know this amazing story of how **Jesus beat death! Happy Easter!**

MEMORY VERSE | Jeremiah 33:3

- **INSTRUCTIONS:** *Ask the kids to crouch down low and then say the verse as they stand up and reach their arms to the sky as if they are a plant growing up.*