



WEEK 2

PRESCHOOL LESSON OUTLINE



MAIN EVENT

BIG IDEA

We can celebrate Jesus' birth.

THE BIBLE

Jesus is Born: Luke 2:1-7

THIS WEEK AT A GLANCE

WELCOME TIME

- **ACTIVITY** | Get the Party Started
- **ACTIVITY** | Wrap It Up!

TEACHING TIME

- **MUSIC** | Celebrate and Worship
- **THE BIG IDEA** | We can celebrate Jesus' birth.
- **VIDEO** | Main Event, Episode 2
- **SCRIPTURE** | Luke 2:1-7
- **ACTIVITY** | Wrap Battle
- **PRAYER**

DISCUSSION TIME

- **SNACK** | Birthday Cupcakes
- **ACTIVITY** | Birthday Wishes
- **ACTIVITY** | Party Hats
- **MEMORY VERSE** | Luke 1:46-47 (NIV)

PLAY TIME

- **ACTIVITY** | Coloring Page
- **ACTIVITY** | Unwrap It Up!
- **ACTIVITY** | Let's Celebrate!



WEEK 2

HACKS FOR TODDLERS



BY LINDA MOON

HOW TO HACK THIS SERIES FOR TODDLERS

In children's ministry, you've got a wide range of ages you need to engage every week, but toddlers tend to get overlooked. But you know your toddlers need more than just babysitting, so here are a few adjustments you can make to this week in order to keep your toddlers more engaged.

ACTIVITY | Wrap It Up!




Get gift bags and have the kids help you place each item inside a gift bag. They can also help put some tissue paper on top, or stick a bow on the bag.

ACTIVITY | Wrap Battle

Instead of being in teams to wrap another kid, have them work together to wrap a large stuffed animal. Cut up sheets of wrapping paper and stick some double-sided tape on them, so that kids can just stick the wrapping paper around the stuffed animal.

ABOUT THE AUTHOR

LINDA MOON

 linda@stuffyoucanuse.org
 facebook.com/drlindamoon
 instagram.com/_lindaluna



Linda is the Lead Editor of Children's Ministry Resources for Stuff You Can Use and also the Director of Education at her church in La Cañada, California. She has been a children's pastor for over 12 years, but has served in kidmin ever since the 7th grade! As such, she has experience in nearly everything from leading Bible Study to volunteer training to even worship song choreography!

Her passion is teaching and developing next gen leaders. She adamantly believes in lifelong learning and fostering meaningful relationships at all levels. She has led workshops for conferences and organizations, such as the National Worship Leaders' Conference and Child Evangelism Fellowship. She

holds two masters degrees in theology and cross-cultural studies from Fuller Theological Seminary, and a doctorate degree in education from the University of Southern California.

Linda and her husband, James, have two sons—Elijah and Enoch. A few of her favorite things are rainy weather, coffee, Hello Kitty, purple, books, musicals, and singing along to Steven Curtis Chapman and Disney soundtracks.

If you'd like to connect with Linda about any of the above (or anything at all!), you can reach out to her via email, social media, and the Stuff You can Use Facebook group!

ADDITIONAL DEVELOPMENT: Elle Campbell, Brooklyn Lindsey, Amber Stephens, Linda Moon.

TEACHING VIDEOS: Stephanie Whitacre, Elle Campbell.

TODDLER HACKS: Linda Moon.

MEMORY VERSE SIGN LANGUAGE: Sunny Brown.

GRAPHIC DESIGN: Josh Gosney, Jules Gray, Elle Campbell.

LAYOUT DESIGN: Jules Gray, Elle Campbell.

ADDITIONAL SUPPORT: Kenny Campbell, Tash McGill, Stephen Switzer, Ali Anne, Eddie Irvin, Ari Raines, Kellee Gentry, Tim Synan, Josh McLemore, Amber Gaddis.



WEEK 2

PRESCHOOL LESSON GUIDE



MAIN EVENT

BIG IDEA

We can celebrate Jesus' birth.

THE BIBLE

Jesus is Born: Luke 2:1-7

WELCOME TIME

ACTIVITY | Get the Party Started

- **INSTRUCTIONS:** Provide streamers, balloons, and banners to decorate your space for a birthday party for Jesus!
- Today, we are going to decorate for a party! **How many of you have ever had a birthday party?** They are the best! Today, we are going to be talking about the birth of Jesus, so I think we need to throw Jesus a party! Let's decorate and make this place the coolest party room!

ACTIVITY | Wrap It Up!

- **INSTRUCTIONS:** Provide wrapping paper, tape, and scissors. Help the kids wrap up toys in the room, one toy for each kid. If you'd like, you can make them gifts kids can take home at the end of the day. Place the wrapped toys in the corner to be used later.
 - ✂ **TODDLER HACK:** Get gift bags and have the kids help you place each item inside a gift bag. They can also help put some tissue paper on top, or stick a bow on the bag.
- Today, we are making an amazing birthday party for Jesus! What's a party without some presents? Let's wrap presents for Jesus! Everyone pick a toy and we will wrap them up!

TEACHING TIME

MUSIC | Celebrate and Worship

- **INSTRUCTIONS:** Show or play some songs for worship time. Review last week's new song: "It's Christmas" by North Point Kids ([video](#)).

THE BIG IDEA | We can celebrate Jesus' birth.

- **INSTRUCTIONS:** *Wrap a baby doll in a blanket. Pass the doll around so each kid has a chance to hold and rock the baby.*
- Today, we will be hearing a story about an incredible baby being born. **Does anyone know who that baby might be?** Jesus! That's right! Jesus' birth is so important and is the reason why people celebrate Christmas!
- That reminds me of our Big Idea for this week: **We can celebrate Jesus' birth!**

VIDEO | Main Event, Episode 2

- **INSTRUCTIONS:** *Play this week's preschool [teaching video](#).*

SCRIPTURE | Luke 2:1-7

- **INSTRUCTIONS:** *Wrap the baby doll in a blanket and place it in a manger (you can use a toy crib, box, or anything you have on hand). Have all the kids gather around the baby while you tell the Bible story.*
- In the days before Jesus was born, a man named Caesar Augustus made a law. His law made it so everyone who lived in Rome had to be placed on a list so they would know the name of everyone who lived there. Everyone was told to go to their hometown to be counted and placed on the list. Joseph, Jesus' dad, was from a city called Bethlehem. He and Mary traveled from the town of Nazareth where they lived to the city of Bethlehem. Bethlehem was also known as the town of David.
- Mary's baby was almost ready to be born. While Mary and Joseph were in Bethlehem, the time came for Jesus to be born!
- Mary and Joseph looked all through the town of Bethlehem, but there were no open spots in any inns or hotels for them to stay. A nice farmer told them they could stay in his barn and that Mary could have her baby there. Jesus was born and was wrapped in cloth and placed inside of a manger.
- The story of Jesus' birth is amazing, isn't it? God planned it from the very beginning. God used Mary and Joseph, two people who loved God very much, to bring Jesus into the world. Jesus' birth is the reason why we celebrate Christmas! It is the "Main Event" in God's plan!

ACTIVITY | Wrap Battle

- Today, we have been talking about Jesus' birthday! We can celebrate birthdays by opening presents! Today, we are going to be wrapping up each other to remind us that Jesus is the best present we have ever gotten!
- **INSTRUCTIONS:** *Split the kids into two teams. Give each team wrapping paper and tape. Let them pick one kid from their groups to be wrapped and the rest will do the wrapping. Give them sixty seconds to wrap their friends as best as they can with the wrapping paper! Make sure they don't cover the kids' face and offer help, if they need it.*
 - ✂ **TODDLER HACK:** *Instead of being in teams to wrap another kid, have them work together to wrap a large stuffed animal. Cut up sheets of wrapping paper and stick some double-sided tape on them, so that kids can just stick the wrapping paper around the stuffed animal.*

PRAYER

- Dear God, thank You so much for giving us the gift of Jesus. Jesus is the best gift we could have ever gotten! Thank You for loving us so much that you sent Jesus to Earth to be here with us!

DISCUSSION TIME

SNACK | Birthday Cupcakes

- What is a birthday party without cake? Today, we are going to have cupcakes to remember that Christmas is all about Jesus' birthday!
- **INSTRUCTIONS:** *Pass out a cupcake to each kid. As they eat their cupcakes, ask these questions:*
- **Why did Mary and Joseph have to travel to their hometown?**
- **What was the name of the city they had to go to?**
- **Where did Mary place Jesus after Jesus was born?**

ACTIVITY | Birthday Wishes

- **INSTRUCTIONS:** *Before the kids arrive, place as many candles as there are kids in your group into floral foam bricks. Light the candles, and tell the kids to come up carefully. On your count of three, tell the kids to think of something they want to ask God for and then blow out their candles. Let them take the candles home as a reminder.*
- We have been preparing for an awesome birthday party for Jesus! What is usually on our birthday cakes before we get to eat them? Yeah! Candles! Today, we're going to make some special birthday wishes with these candles.

ACTIVITY | Party Hats

- **INSTRUCTIONS:** *Provide one party hat for each kid. Give them stickers to decorate their hats.*
- We are going to have the best birthday party ever for Jesus! We have almost everything we need! Let's make some fun party hats to wear for Jesus' birthday party!

MEMORY VERSE | Luke 1:46-47 (NIV)

- **INSTRUCTIONS:** *Write small sections of the memory verse on different party hats. Hide the hats around the room and tell the kids to find them. Once all of the hats have been found, instruct the kids to put them on their heads. Help them stand in the correct order and read through the verse a few times until the kids can say it without help.*
- Today, we've talked a lot about partying for Jesus' birthday! There are some party hats hidden around the room for you to find. On the count of three, go and find them all. One, two, three. . . Go!"

PLAY TIME

While you're waiting for parents to pick up their kids . . .

ACTIVITY | Coloring Page

- **INSTRUCTIONS:** Give each kid a coloring page along with crayons, markers, or colored pencils. Remind them of today's story, memory verse, and Big Idea as they color!

ACTIVITY | Unwrap It Up!

- **INSTRUCTIONS:** Encourage the kids to pick a present from the wrapped toys and open it up! If you chose to wrap items that kids can take home, tell them that this is a special gift to help them remember Jesus is the best gift.

ACTIVITY | Let's Celebrate!

- **INSTRUCTIONS:** Give the kids their noisemakers and party hats and turn on some music! Let them party and celebrate Jesus' birth!

Encourage your preschoolers to help clean up the room while they wait for their parents.