



WEEK 2

ELEMENTARY LESSON OUTLINE



BIG IDEA

God can be trusted.

THE BIBLE

The Ark of the Covenant: 1 Kings 8:1-21; Proverbs 3:1-7;
(Exodus 20:1-20)

THIS WEEK AT A GLANCE

LARGE GROUP TIME

- **MUSIC** | Trust
- **ACTIVITY** | Temple Tumblers
- **ACTIVITY** | Trust Tunnel
- **POLL** | Wise or Not-So-Wise?
- **THE BIG IDEA** | God can be trusted.
- **VIDEO** | Wise, Episode 2
- **SCRIPTURE** | 1 Kings 8:1-21; Proverbs 3:1-7
- **VIDEO** | Solomon's Temple
- **QUESTION** | Other Famous Buildings
- **SCRIPTURE** | Exodus 20:1-20
- **REFLECTION** | The Ten Commandments
- **ACTIVITY** | Trust Tablet
- **PRAYER**
- **MEMORY VERSE** | Temple Verse

SMALL GROUP TIME

- **DISCUSSION**
 - Why did King Solomon build the temple?
 - What was put in the holiest place inside of the temple?
 - Why did Solomon say God could be trusted?
 - Read 1 Kings 8:23-26. God kept promises to David and Solomon. What is one way God has kept a promise made to you?
 - What can you learn from the one person who you trust the most?
 - What makes it easier or harder to trust someone?
 - How can we be trustworthy people?
- **ACTIVITY** | Temple Design
- **MEMORY VERSE** | James 1:5 (NIV)



WEEK 2

HACKS FOR PRETEENS



BY HEATHER HENDERSON

HOW TO HACK THIS SERIES FOR PRETEENS

In children's ministry, you've got a wide range of ages you need to engage every week, but preteens tend to get overlooked, so here are a few adjustments you can make to this week in order to keep your preteens more engaged.

ACTIVITY | Temple Tumblers





Take this activity to the next level with preteens by having kids build by stacking each block vertically, [like this](#).

ACTIVITY | Trust Tablet

Prepare actual tablets or computers, if possible, and have kids use photo editing apps to create a graphic poster of the Big Idea.

ABOUT THE AUTHOR

HEATHER HENDERSON

 heathermhenderson.com
 facebook.com/heathermhenderson20
 instagram.com/heathermhenderson
 twitter.com/hmh20



Heather is currently a self-employed writer, speaker, coach, and ministry partner. In addition to writing this awesome series, she writes for several other publications regularly. She is also on the teaching rotation at a couple of churches in the Washington, D.C. metro region. She is on the board of directors for a foster home in Mexico and also for a youth conference held in the Mid-Atlantic region each year. Heather is a former youth pastor and associate pastor at a large and culturally and racially diverse church in Maryland. She has coached and led tons of volunteers and paid ministry staff over the years, and she is passionate about helping churches tell

people the good news of Jesus. She is also a strong advocate of women in vocational ministry and leads electives and workshops for women and girls and their advocates any chance she gets! Heather is married to her technology genius husband, and they have three kids, aged 10, 5, and 3. They live in the Virginia suburbs of Washington, D.C. with their dog June and their fish Pepperoni.

If you'd like to chat with Heather about church leadership, about women in vocational ministry, or about how to make the perfect apple pie, reach out. She would love to connect with you!

ADDITIONAL DEVELOPMENT: Elle Campbell, Brooklyn Lindsey, Amber Stephens, Linda Moon, Dena Kitchens.

TEACHING VIDEOS: Stephanie Whitacre, Elle Campbell.

PRETEEN HACKS: Heather Henderson.

SPECIAL NEEDS HACKS: Eugenia Lee.

MEMORY VERSE SIGN LANGUAGE: Sunny Brown.

GRAPHIC DESIGN: Josh Gosney, Jules Gray, Elle Campbell.

LAYOUT DESIGN: Jules Gray, Elle Campbell.

ADDITIONAL SUPPORT: Kenny Campbell, Tash McGill, Stephen Switzer, Ali Anne, Eddie Irvin, Ari Raines, Kellee Gentry, Tim Synan, Josh McLemore, Amber Gaddis.



WEEK 2

HACKS FOR KIDS WITH SPECIAL NEEDS



BY EUGENIA LEE

HOW TO HACK THIS SERIES FOR KIDS WITH SPECIAL NEEDS

In children's ministry, you've got a wide range of ages you need to engage every week, but kids with special needs tend to get overlooked, so here are a few adjustments you can make to this week in order to keep your kids with special needs more engaged.

ACTIVITY | Temple Tumblers

Some students with special needs who are in need of social skills often find it more fun to knock things over than to build them. This is usually because they like to elicit reactions from people, even if it is not necessarily a positive one. If a kid engages in negative attention-seeking behavior, such as knocking over the tower, instruct the rest of the group to pay zero attention to said student – not even eye contact. Instead, when the student participate and places a block on the tower, praise the student with all your heart and soul! Student will soon realize which behavior will successfully produce the attention they want.

SCRIPTURE | Exodus 20:1-20

It is very useful to create different modalities to acclimate children who learn differently. Multiple intelligences are musical, visual, verbal, kinesthetic (body movement), interpersonal, intrapersonal, and naturalistic. Different modalities in teaching the ten commandments might include: singing a song (musical), drawing a chart or matching game(visual), using hand motions (bodily-kinesthetic), presenting it to class (verbal), discussing in a small group (interpersonal), filling out individual worksheet (intrapersonal), naturalistic (nature walk through stations for each commandment).

ABOUT THE AUTHOR

EUGENIA LEE



SPEDeugenia@gmail.com



facebook.com/SPEDeugenia



instagram.com/SPEDeugenia



Eugenia Lee currently serves as a volunteer leader at Newsong Church in Santa Ana, CA. Having children of her own with special needs, she started leading a support group of parents with special needs children and collaborating with children's ministry. In time, she learned that she loved working with children with special needs and realized it was her calling. She has worked on accommodating and modifying curriculum for students with different needs as well as training 1:1 buddies for many years. Helping children with special needs gave her so much joy that she decided to pursue a teaching career in special education. In a few short weeks, she will be ready to have her own classroom at a public school!

She is also working on a volunteer training manual specifically geared toward layperson volunteers working with children with disabilities in any setting.

Eugenia and her husband live in Orange county, CA with their four amazing children. Home is her favorite place on earth: spending time with her family, cooking up some BBQ, and sharing good conversation with close friends.

If you have any questions about curriculum accommodations and modifications, engaging with parents of special needs children, training volunteers, and so on, feel free to get in contact with her via email, Instagram, or Facebook!

ADDITIONAL DEVELOPMENT: Elle Campbell, Brooklyn Lindsey, Amber Stephens, Linda Moon, Dena Kitchens.

TEACHING VIDEOS: Stephanie Whitacre, Elle Campbell.

PRETEEN HACKS: Heather Henderson.

SPECIAL NEEDS HACKS: Eugenia Lee.

MEMORY VERSE SIGN LANGUAGE: Sunny Brown.

GRAPHIC DESIGN: Josh Gosney, Jules Gray, Elle Campbell.

LAYOUT DESIGN: Jules Gray, Elle Campbell.

ADDITIONAL SUPPORT: Kenny Campbell, Tash McGill, Stephen Switzer, Ali Anne, Eddie Irvin, Ari Raines, Kellee Gentry, Tim Synan, Josh McLemore, Amber Gaddis.



WEEK 2

ELEMENTARY LESSON GUIDE



BIG IDEA

God can be trusted.

THE BIBLE

The Ark of the Covenant: 1 Kings 8:1-21; Proverbs 3:1-7;
(Exodus 20:1-20)

LARGE GROUP TIME

WHAT? What are we talking about today?

MUSIC | Trust

- **INSTRUCTIONS:** Play "Trust" by Hillsong Young & Free ([Check it out here](#)).

ACTIVITY | Temple Tumblers

- Today, we are going to be learning about a temple that King Solomon built, but first we are going to be building our own temples! Build a "temple" as strong as you can.
- **INSTRUCTIONS:** Divide the kids into small groups of 4-5 and give each group one box of Jenga blocks. Guide kids to build their towers with only two blocks per level ([like this](#)). After building to the desired height, have kids take turns trying to insert the middle block using only one hand.
 - ✂ **SPECIAL NEEDS HACK:** If a kid engages in negative attention-seeking behavior, such as knocking over the tower, instruct the rest of the group to pay zero attention to said student – not even eye contact. Instead, when the student participate and places a block on the tower, praise the student with all your heart and soul!
 - ✂ **PRETEEN HACK:** Take this activity to the next level with preteens by having kids build by stacking each block vertically, [like this](#).

ACTIVITY | Trust Tunnel

- **INSTRUCTIONS:** Split the group into two parallel lines of kids facing each other. Have one kid wear a blindfold and stand at one end. When you give the signal, have the blindfolded kid walk

down the “tunnel” to the other end. Meanwhile, the kids will put their arms out in front of them and gently guide the kid to walk straight down (kind of like bowling lane gutters). A leader should be standing at the end to “catch” the blindfolded kid.

- **In what ways did this game require trust?**

POLL | Wise or Not-So-Wise?

- **INSTRUCTIONS:** Give kids a few scenarios and ask kids to respond with “wise” or “not-so-wise.” Allow them time to explain their decision and debate back and forth. Here are a few scenarios to get you started:
 - Labeling things that belong to you.
 - Eating ice cream right before bedtime.
 - Studying a little bit every day before a big test.
 - Lending a pencil to a classmate who forgot to bring theirs.
 - Waiting to finish a project at the last minute.
 - Reading the instruction manual before building/playing with a new toy.
 - Telling a friend you think their new haircut is really nice when you don’t really think it is.
 - Informing an adult when someone is doing something you think is dangerous.

THE BIG IDEA | God can be trusted.

- **INSTRUCTIONS:** Ask for some volunteers to come up and build a [human pyramid](#). Use your own wisdom (ha!) about how tall it should get, and make sure no one is in any pain.
- In order for this pyramid to be stable, the people on the bottom had to be sturdy, and not let the people above them fall. Let’s give a big round of applause to our people on the bottom!
- That’s what trust is like – we need to have a solid foundation that won’t be moved, that we can count on. The only someone I know that I can count on ALWAYS is God!
- Here is our Big Idea for this week: **God can be trusted!**

SO WHAT? Why does it matter to God and to us?

VIDEO | Wise, Episode 2

- **INSTRUCTIONS:** Play this week’s [teaching video](#).

SCRIPTURE | 1 Kings 8:1-21; Proverbs 3:1-7

- **INSTRUCTIONS:** Open your Bible and read 1 Kings 8:1-21, and encourage the kids to read along with you or divide the passage into smaller sections and invite the kids to read aloud.
- King Solomon put a lot of time and effort into bringing the Ark of the Covenant to the temple.
- **What is the Ark of the Covenant and why is it important? What was inside the Ark?**
- The Ark of the Covenant was more than an object or container, it meant a lot to God’s people to have a home for it. It meant they were in relationship with God.
- In verse 14, we see how grateful Solomon is to the Lord. **Why does Solomon say that God keeps promises?**

- **INSTRUCTIONS:** Now read Proverbs 3:1-7.
- In Proverbs, there are many wise sayings. God can be trusted to guide us in the way we should go. **Why is it important to obey what God tells us to? What does Proverbs say about trusting God?**

VIDEO | Solomon's Temple

- **INSTRUCTIONS:** Show [this video](#) of Solomon's Temple (1 Kings 8).

QUESTION | Other Famous Buildings

- Solomon's temple is said to have been magnificent! **What are some other famous buildings you can think of?**
- **INSTRUCTIONS:** Ask kids to think about everything from local buildings to globally famous buildings and monuments. You could show them some of [these buildings](#) for inspiration.

SCRIPTURE | Exodus 20:1-20

- **INSTRUCTIONS:** Open your Bible and read the passage aloud, and encourage the kids to read along with you.
 - ✂ **SPECIAL NEEDS HACK:** Try utilizing different learning modalities, depending on the needs of the kids in your your group. You could sing a song, draw a chart, create a matching game, use hand motions, etc.
- When we read this passage, we see a very famous set of directions given. We've heard a lot about them, but what are the Ten Commandments? It meant a lot to finally have a covenant, or a relationship, with God. Why did God give the commandments to the people of Israel? God loved them and wanted to guide them through life. They had to learn God could be trusted.

NOW WHAT? What does God want us to do about it?

REFLECTION | The Ten Commandments

- **INSTRUCTIONS:** Instruct the kids to choose one of the Ten Commandments they think is difficult to keep. Give them a moment to think about what they could do to make it easier.
- **What do you think is the hardest commandment to keep?**
- **Why is trusting God so important when trying to keep the commandments?**

ACTIVITY | Trust Tablet

- We don't use the kind of tablets that Moses got the Ten Commandments on. Today's tablets look a little more like this, which we can also use to remember the things God wants us to!
- **INSTRUCTIONS:** Give each kid a "Teaching Tablets" printable. Have the kids write today's Big Idea in the "screen" area with a white crayon. Then have them color over it with crayons or watercolor paint. Alternatively, you can have kids write it with liquid glue earlier on (like right after the Big Idea reveal), and come back to this point to color or paint over the dried glue.

✂ **PRETEEN HACK:** *Prepare actual tablets or computers, if possible, and have kids use photo editing apps to create a graphic poster of the Big Idea.*

- Even though we cannot see God, we know that God is always there for us, and can always be trusted.

PRAYER

- God, remind us You kept every promise You made to David and Solomon, and You will keep the promises You've made to us. We know You can be trusted. Help us to make wise decisions that make You happy.

MEMORY VERSE | Temple Verse

- **INSTRUCTIONS:** *Use the Jenga blocks from the earlier activity and place white sticker labels on them. Help the kids write small portions of the memory verse or one word at a time on each block. Build a temple out of the blocks, putting it together with the memory verse portions in order.*
- Let's read through the verse while assembling the tower and repeat it several times after it is fully assembled!

SMALL GROUP TIME

DISCUSSION

- **Why did King Solomon build the temple?**
- **What was put in the holiest place inside of the temple?**
- **Why did Solomon say God could be trusted?**
- **Read 1 Kings 8:23-26. God kept promises to David and Solomon. What is one way God has kept a promise made to you?**
- **What can you learn from the one person who you trust the most?**
- **What makes it easier or harder to trust someone?**
- **How can we be trustworthy people?**

ACTIVITY | Temple Design

- **INSTRUCTIONS:** *Give each kid a blank sheet of paper. Ask them to draw what they believe the temple of Solomon looked like. Encourage them to draw an object that means the most to them inside of the temple.*
- This is just like how the Israelites placed the Ark of the Covenant inside of the holiest place in the temple. It was the most important thing to them. While it is nice to have things we love, nothing is more important than our relationship with God – which is what the Ark of the Covenant represented.

MEMORY VERSE | James 1:5 (NIV)

- **INSTRUCTIONS:** *Introduce kids to this month's memory verse, teaching them the signs (a combination of SEE and ASL) we've provided.*