



WEEK 3

ELEMENTARY LESSON OUTLINE



BIG IDEA

It's amazing!
God speaks to me.

THE BIBLE

God Speaks to Elijah in a Whisper: 1 Kings 19;
(John 10:27)

THIS WEEK AT A GLANCE

LARGE GROUP TIME

- MUSIC** | Worship
- QUESTION** | Do You Like Quiet?
- ACTIVITY** | Do You Hear Me Now?
- THE BIG IDEA** | It's amazing! God speaks to me.
- VIDEO** | Amazed, Episode 3
- SCRIPTURE** | 1 Kings 19
- ACTIVITY** | Earthquake, Fire, Whisper
- ACTIVITY** | Cup Phone
- SCRIPTURE** | John 10:27
- ACTIVITY** | Sound Amplified
- ACTIVITY** | Jump In, Jump Out
- PRAYER**
- MEMORY VERSE** | Whisper It

SMALL GROUP TIME

- DISCUSSION**
 - How did God provide for Elijah?
 - How did God speak to Elijah?
 - How did God comfort Elijah?
 - Read 1 Kings 19:11-13. Would you expect God to be in the wind, an earthquake, a fire, or a whisper? What do you think this tells us about God?
 - What is the best time you can listen to God?
 - What are some ways to listen to God's voice?
 - What is something happening in your life right now that you can talk to God about?
- ACTIVITY** | Make Your Own Cup Phone
- MEMORY VERSE** | Deuteronomy 7:21 (NIV)



WEEK 3

HACKS FOR PRETEENS



BY HEATHER HENDERSON

HOW TO HACK THIS SERIES FOR PRETEENS

In children's ministry, you've got a wide range of ages you need to engage every week, but preteens tend to get overlooked, so here are a few adjustments you can make to this week in order to keep your preteens more engaged.

ACTIVITY | Do You Hear Me Now?





Have kids partner up and do this activity together. Take turns being the person who whispers and the person who can't hear well. You can supply individual headphones, or just have kids cover their ears, or play loud music to make it harder.

ACTIVITY | Jump In, Jump Out

Once you have completed the activity, ask a follow-up question: What are some of the distractions of things in your life that sometimes make it hard to hear God? How can you try to minimize those?

ABOUT THE AUTHOR

HEATHER HENDERSON

 heathermhenderson.com
 facebook.com/heathermhenderson20
 instagram.com/heathermhenderson
 twitter.com/hmh20



Heather is currently a self-employed writer, speaker, coach, and ministry partner. In addition to writing this awesome series, she writes for several other publications regularly. She is also on the teaching rotation at a couple of churches in the Washington, D.C. metro region. She is on the board of directors for a foster home in Mexico and also for a youth conference held in the Mid-Atlantic region each year. Heather is a former youth pastor and associate pastor at a large and culturally and racially diverse church in Maryland. She has coached and led tons of volunteers and paid ministry staff over the years, and she is passionate about helping churches tell

people the good news of Jesus. She is also a strong advocate of women in vocational ministry and leads electives and workshops for women and girls and their advocates any chance she gets! Heather is married to her technology genius husband, and they have three kids, aged 10, 5, and 3. They live in the Virginia suburbs of Washington, D.C. with their dog June and their fish Pepperoni.

If you'd like to chat with Heather about church leadership, about women in vocational ministry, or about how to make the perfect apple pie, reach out. She would love to connect with you!

ADDITIONAL DEVELOPMENT: Elle Campbell, Brooklyn Lindsey, Amber Stephens, Linda Moon, Kellee Gentry.

TEACHING VIDEOS: Elle Campbell, Brooklyn Lindsey, Linda Moon, Jared Callahan.

PRETEEN HACKS: Heather Henderson.

SPECIAL NEEDS HACKS: Eugenia Lee.

MEMORY VERSE SIGN LANGUAGE: Sunny Brown.

GRAPHIC DESIGN: Josh Gosney, Jules Gray, Elle Campbell.

LAYOUT DESIGN: Jules Gray, Elle Campbell.

ADDITIONAL SUPPORT: Kenny Campbell, Tash McGill, Stephen Switzer, Ali Anne, Eddie Irvin, Ari Raines, Kellee Gentry, Tim Synan, Josh McLemore, Amber Gaddis.



WEEK 3

HACKS FOR KIDS WITH SPECIAL NEEDS



BY EUGENIA LEE

HOW TO HACK THIS SERIES FOR KIDS WITH SPECIAL NEEDS

In children's ministry, you've got a wide range of ages you need to engage every week, but kids with special needs tend to get overlooked, so here are a few adjustments you can make to this week in order to keep your kids with special needs more engaged.

ACTIVITY | Do You Hear Me Now?

This is exactly how many students with sensory issues feel. For those who are sensitive to sounds, lights, touches and smells, it is very difficult to calm their senses and focus on one thing. Imagine those sensory inputs are individual persons and speaking to you all at the same time. It would be so overwhelming. You may use this as an opportunity to raise awareness among typical students that some of us have such conditions and it makes really difficult to focus.

ACTIVITY | Jump In, Jump Out

This activity can be hard at many levels. A student might not be able to jump due to physical limitations, or have a hard time following instructions, like saying the opposite of what the leader says quickly enough. But that is all okay. The goal of this game is not to master this game, but to be silly, have fun and get the message of our lesson. We must listen carefully and follow God's voice. So encourage students to participate and nudge volunteers to be really silly, willingly making mistakes and laughing together. Also, allow students to walk, if that helps them participate.

ACTIVITY | Cup Phone

Nonverbal students or students with hearing impairments may feel left out in this activity. Include the students by having them share how they communicate. Always focus on the goal of the activity and see what we need to accomplish. Our goal for this activity is to understand that we hear God when we're connected to Him. How can we be connected to nonverbal students? Ask the nonverbal

ABOUT THE AUTHOR

EUGENIA LEE



SPEDeugenia@gmail.com



facebook.com/SPEDeugenia



instagram.com/SPEDeugenia



Eugenia Lee currently serves as a volunteer leader at Newsong Church in Santa Ana, CA. Having children of her own with special needs, she started leading a support group of parents with special needs children and collaborating with children's ministry. In time, she learned that she loved working with children with special needs and realized it was her calling. She has worked on accommodating and modifying curriculum for students with different needs as well as training 1:1 buddies for many years. Helping children with special needs gave her so much joy that she decided to pursue a teaching career in special education. In a few short weeks, she will be ready to have her own classroom at a public school!

She is also working on a volunteer training manual specifically geared toward layperson volunteers working with children with disabilities in any setting.

Eugenia and her husband live in Orange county, CA with their four amazing children. Home is her favorite place on earth: spending time with her family, cooking up some BBQ, and sharing good conversation with close friends.

If you have any questions about curriculum accommodations and modifications, engaging with parents of special needs children, training volunteers, and so on, feel free to get in contact with her via email, Instagram, or Facebook!

ADDITIONAL DEVELOPMENT: Elle Campbell, Brooklyn Lindsey, Amber Stephens, Linda Moon.

TEACHING VIDEOS: Stephanie Whitacre, Elle Campbell.

PRETEEN HACKS: Heather Henderson.

SPECIAL NEEDS HACKS: Eugenia Lee.

MEMORY VERSE SIGN LANGUAGE: Sunny Brown.

GRAPHIC DESIGN: Josh Gosney, Jules Gray, Elle Campbell.

LAYOUT DESIGN: Jules Gray, Elle Campbell.

ADDITIONAL SUPPORT: Kenny Campbell, Tash McGill, Stephen Switzer, Ali Anne, Eddie Irvin, Ari Raines, Kellee Gentry, Tim Synan, Josh McLemore, Amber Gaddis.



student to show their communication device. “Talk” to the student using their device. Learn the sign language from the student with hearing impairments or speech impairment. Talk about their hearing aid. It is about connection. We hear God when we’re connected to Him. We hear our friends when we’re connected to them.



WEEK 3

ELEMENTARY LESSON GUIDE



BIG IDEA

It's amazing!
God speaks to me.

THE BIBLE

God Speaks to Elijah in a Whisper: 1 Kings 19;
(John 10:27)

LARGE GROUP TIME

WHAT? What are we talking about today?

MUSIC | Worship

- **INSTRUCTIONS:** Spend some time in worship with your kids with songs like ["Friend of God"](#) and ["Who You Say I Am"](#) by Yancy.

QUESTION | Do You Like Quiet?

- **When are some times you need quiet?**
- **INSTRUCTIONS:** Allow the kids to come up with various answers for the question.

ACTIVITY | Do You Hear Me Now?

- It's hard to hear a whisper. Now, you are going to try to hear me whisper with a lot of noises happening around you.
- **INSTRUCTIONS:** Invite one kid volunteer to come up and put on headphones that are playing music. Tell another kid volunteer to say a silly phrase to the kid wearing headphones. Encourage the headphones-wearing kid to try to guess what was said.
 - ✂ **SPECIAL NEEDS HACK:** You may use this as an opportunity to raise awareness among typical students that some of us have such conditions and it makes really difficult to focus.
 - ✂ **PRETEEN HACK:** Instead of doing this as a demonstration for the large group, have kids partner up and try this together. (You can supply individual headphones, or just have kids cover their ears, or play loud music to make it harder.)

- Sometimes, God wants to speak to us, but there are many distractions that keep us from hearing what God has to say.

THE BIG IDEA | It's amazing! God speaks to me.

- **INSTRUCTIONS:** *Present the Big Idea with these hand motions:*
- **It's amazing** [Open your hands and make a big circle with spirit fingers.]
- **God** [Raise both of your arms, making a V shape.]
- **speaks** [Cup your hands around your mouth.]
- **to me** [Point to yourself with your thumb.]

SO WHAT? *Why does it matter to God and to us?*

VIDEO | Amazed, Episode 3

- **INSTRUCTIONS:** *Play this week's [teaching video](#).*

SCRIPTURE | 1 Kings 19

- **Let's read from 1 Kings 19:1-2.** Jezebel wanted to hurt Elijah. **How would you feel if someone told you they were going to hurt you tomorrow?** That is exactly how Elijah felt! So, guess what he did?
- **Let's read 1 Kings 19:3.** Elijah was afraid and ran. But wait. Wasn't Elijah the same guy who had faith when he prayed for God to burn up the sacrifice?
- **Let's see what happens next in 1 Kings 19:4-6.** Elijah was super scared and he just wanted to be done with it all. But guess what God did? God took care of Elijah again! God provided hot bread and a jar of water.
- After Elijah ate, he traveled for forty days and forty nights until he reached a place called, Horeb, and he went into a cave and spent the night there. God spoke to Elijah in the cave. God asked, "What are you doing here, Elijah?"
- **See what Elijah said in 1 Kings 19:10.** Elijah said he was discouraged and afraid. He was the only person left who worshipped the one, true God. He felt lonely.
- **What did God say and do in 1 Kings 19:11-13?** God appeared to Elijah –not in the wind, earthquake, or fire –but in a gentle whisper. God wanted to comfort Elijah and remind him that he was not alone– there were 7,000 people who didn't bow down to worship Baal, either.
- Just like last week, God knew what Elijah needed and God provided. This time, God gave Elijah the words Elijah needed to hear.

ACTIVITY | Earthquake, Fire, Whisper

- **INSTRUCTIONS:** *Stage 1) Earthquake- clinch fists and shake; Stage 2) Fire- hold hands out and wiggle fingers to make flames; Stage 3) Whisper-put a finger to your lips. Everyone starts out with the "earthquake" motion, and roams around the room. When two people meet, they play "rock, paper, scissors." If you win, you move up to the next stage (For example, earthquake becomes fire) and if you lose, you stay what you are. Keep playing until everyone has achieved "whisper" status.*

ACTIVITY | Cup Phone

- **INSTRUCTIONS:** Invite two kids to come up and give both of them a plastic cup. Separate them at a distance, and encourage each kid to take turns speaking into the cups and listening through the cups.
- ✂ **SPECIAL NEEDS HACK:** If you have any kids in your group with hearing impairments, include them by asking them to share how they communicate. This by itself can help add to today's Big Idea significantly.
- **Could you hear each other? What did you guys say to each other?**
- Maybe this will help you to hear better. [Poke a hole in the bottom of each cup, insert a string, and tie a knot inside the cups.]
- Let's try to speak to each other again. One of you can speak and the other person can listen. [Tell the kid who was listening to repeat what they heard.]
- The sound waves traveled over the string, and that's how you could hear through the cups. It was easier because the string connects them together. We also find it easier to hear God when we're connect to God.

SCRIPTURE | John 10:27

- **INSTRUCTIONS:** Look up the verse and read it aloud.
- **Who are Jesus' sheep?**
- **Do you feel you know or recognize God's voice? Why or why not?**
- **Has God ever asked you to do something? What was it? Did you do it?**
- Jesus is the Good Shepherd and we are like sheep who hear and follow Jesus. We must follow God's voice because God leads us in the right way.
- **What does it look like to follow God's voice?**

NOW WHAT? *What does God want us to do about it?*

ACTIVITY | Sound Amplified

- **INSTRUCTIONS:** Blow up a balloon, hold it up, and tap on it. Ask kids if they can hear it very well. Next, hold the balloon up to the ear of a kid and lightly tap on it. Continue around the room doing this to as many kids as possible.
- It was a really soft sound at first, but now it sounds pretty loud! Why does this happen?
- When you blow up a balloon, you are packing it with air molecules. The tiny molecules are very close together and transmit sound waves super well, which is why the sound is loud when we press it to our ears.
- When we tapped the balloon while we were just holding it, those waves had to move through the air –where the air molecules are farther apart, so sound has to travel more to get from the balloon to our ears. . . which makes the sound softer.
- The amazing thing here is that, the sound hasn't changed – just how WE hear it. Isn't that also true of how we hear God? We may or may not hear God's voice, but God speaks to us in many different ways!

ACTIVITY | Jump In, Jump Out

- **INSTRUCTIONS:** Check out [this video](#) to learn how to do this exercise well. Tell the kids to stand in a circle and follow directions for each round.
 - ✂ **SPECIAL NEEDS HACK:** This will be challenging for kids with special needs. But encourage students to participate and nudge volunteers to be really silly, willingly making mistakes and laughing together. Also, allow students to walk, if that helps them participate.
 - ✂ **PRETEEN HACK:** Once you have completed the activity, ask a follow-up question: What are some of the distractions of things in your life that sometimes make it hard to hear God? How can you try to minimize those?
- Round one: **Repeat and do as I say.** For example, when I say, “Jump in,” you will say “Jump in” and do the action. [Use the directions jump in, jump out, jump right, and jump left.]
- Round two: **Say and do the opposite of what I say.** For example, when I say, “Jump in,” you will say, “jump out” as you jump out.
- Round three: **Say what I say but do the opposite.** For example, when I say, “Jump in,” you will say, “Jump in,” but actually jump out.
- It was easy to repeat and do what I say, but it was hard when you said and did the opposite of what I said. It was even harder when you said what I said but did the opposite. This is just like distractions in our lives that make it difficult to hear and follow God.
- In the same way, we must listen carefully and follow God’s voice.

PRAYER

- God, I am here, I listening. I want to hear your voice and I want to follow the path You have for my life. I give You all of my worries and fears. God, help me to hear Your voice even when it’s hard.

MEMORY VERSE | Whisper It

- **INSTRUCTIONS:** Encourage the kids to whisper the Bible verse to each other.

SMALL GROUP TIME

DISCUSSION

- How did God provide for Elijah?
- How did God speak to Elijah?
- How did God comfort Elijah?
- Read 1 Kings 19:11-13. Would you expect God to be in the wind, an earthquake, a fire, or a whisper? What do you think this tells us about God?
- What is the best time you can listen to God?
- What are some ways to listen to God’s voice?
- What is something happening in your life right now that you can talk to God about?

ACTIVITY | Make Your Own Cup Phone

- **INSTRUCTIONS:** *Provide supplies for the kids to decorate their own cups and make a cup phone.*
- The sound waves travel over the string so you can hear through the cups. We also find it easier to hear God when we are connected to God. **What is something you can do to stay connected to God?**
- Isn't it truly amazing that God speaks to us?

MEMORY VERSE | Deuteronomy 7:21 (NIV)

- **INSTRUCTIONS:** *Introduce kids to this month's memory verse, teaching them the signs (a combination of SEE and ASL) we've provided.*