



WEEK 3

ELEMENTARY LESSON OUTLINE



BIG IDEA

God gives extraordinary courage.

THE BIBLE

Shadrach, Meshach, and Abednego: Daniel 3;
(Psalm 46:1-2)

THIS WEEK AT A GLANCE

LARGE GROUP TIME

- **MUSIC** | This Little Light of Mine
- **ACTIVITY** | Hot Statue
- **ACTIVITY** | Through the Furnace
- **STORY** | The Bravest Thing I've Ever Done
- **THE BIG IDEA** | God gives extraordinary courage.
- **VIDEO** | Crossover, Episode 3
- **SCRIPTURE** | Daniel 3
- **OBJECT LESSON** | The Dark
- **VIDEO** | Fiery Furnace
- **SCRIPTURE** | Psalm 46:1-2
- **ACTIVITY** | Courage Beads
- **ACTIVITY** | Furnace Lights
- **ACTIVITY** | Stand Together
- **MEMORY VERSE** | Cup Stacking

SMALL GROUP TIME

- **DISCUSSION**
 - What did King Nebuchadnezzar build and what did he want the people to do with it?
 - Why were Shadrach, Meshach, and Abednego thrown into the fiery furnace?
 - How did King Nebuchadnezzar know that the three friends actually worshipped the one, true God?
 - Re-read Daniel 3:26-28. What happened because the three friends stood up to the king?
 - Have you ever been told to do something that God might not want you to do?
 - What do you think you might have done if you were Shadrach, Meshach, and Abednego?
 - How do we know God will give us courage when we need it?
- **ACTIVITY** | Unharmed
- **MEMORY VERSE** | Ephesians 3:20 (NIV)



WEEK 3

HACKS FOR PRETEENS

CROSSOVER
FROM EVERYDAY TO EXTRAORDINARY

BY HEATHER HENDERSON

HOW TO HACK THIS SERIES FOR PRETEENS

In children's ministry, you've got a wide range of ages you need to engage every week, but preteens tend to get overlooked, so here are a few adjustments you can make to this week in order to keep your preteens more engaged.

ACTIVITY | Hot Statue

Have your preteens try this modified version of Hot Potato! Have them stand in a circle really close together, and pass the "statue" as usual. After the first person gets out, have everyone take one step outward, so that they are farther apart from one another. Then play again, and after the next kid gets out, have the remaining kids take another step backwards. Repeat throwing the "statue" around until the desired number of kids remain in the game.

STORY | The Bravest Thing I've Ever Done

Have one or two of your older kids share their stories of time when they need to be brave, such as fixing a broken arm, walking home at night, getting on an airplane for the first time, and the like.

SCRIPTURE | Daniel 3

Do a mini spelling showdown where kids have to spell Shadrach, Meshach, Abednego, and Nebuchadnezzar without looking. Whoever comes closest wins!





SCRIPTURE | Psalm 46:1-2

Allow preteens to make the connection between these verses today's Bible story, and other Bible stories they've heard before. Prompt them with questions like,

- **How was God an "ever-present help" to Shadrach, Meshach, and Abednego?**
- **What does "ever-present" mean?**

ABOUT THE AUTHOR

HEATHER HENDERSON

 heathermhenderson.com
 facebook.com/heathermhenderson20
 instagram.com/heathermhenderson
 twitter.com/hmh20



Heather is currently a self-employed writer, speaker, coach, and ministry partner. In addition to writing this awesome series, she writes for several other publications regularly. She is also on the teaching rotation at a couple of churches in the Washington, D.C. metro region. She is on the board of directors for a foster home in Mexico and also for a youth conference held in the Mid-Atlantic region each year. Heather is a former youth pastor and associate pastor at a large and culturally and racially diverse church in Maryland. She has coached and led tons of volunteers and paid ministry staff over the years, and she is passionate about helping churches tell

people the good news of Jesus. She is also a strong advocate of women in vocational ministry and leads electives and workshops for women and girls and their advocates any chance she gets! Heather is married to her technology genius husband, and they have three kids, aged 10, 5, and 3. They live in the Virginia suburbs of Washington, D.C. with their dog June and their fish Pepperoni.

If you'd like to chat with Heather about church leadership, about women in vocational ministry, or about how to make the perfect apple pie, reach out. She would love to connect with you!

ADDITIONAL DEVELOPMENT: Elle Campbell, Brooklyn Lindsey, Amber Stephens, Linda Moon, Megan Romer.

TEACHING VIDEOS: Elle Campbell, Brooklyn Lindsey, Linda Moon, Jared Callahan.

PRETEEN HACKS: Heather Henderson.

SPECIAL NEEDS HACKS: Abby Burg.

MEMORY VERSE SIGN LANGUAGE: Sunny Brown.

GRAPHIC DESIGN: Josh Gosney, Jules Gray, Elle Campbell.

LAYOUT DESIGN: Jules Gray, Elle Campbell.

ADDITIONAL SUPPORT: Kenny Campbell, Tash McGill, Stephen Switzer, Ali Anne, Eddie Irvin, Ari Raines, Kellee Gentry, Tim Synan, Josh McLemore, Amber Gaddis.



WEEK 3

HACKS FOR KIDS WITH SPECIAL NEEDS



BY ABBY BURG

HOW TO HACK THIS SERIES FOR KIDS WITH SPECIAL NEEDS

In children's ministry, you've got a wide range of ages you need to engage every week, but kids with special needs tend to get overlooked, so here are a few adjustments you can make to this week in order to keep your kids with special needs more engaged.

ACTIVITY | Through the Furnace

If you have kids whose movement is impaired by a physical disability, consider hanging red, orange, and yellow streamers from a yardstick, then having two leaders hold each end in the air while the kids walk or wheel through it. Or, if movement in this way isn't an option for your kids, you can wave the yardstick with streamers attached over their heads. Depending on the number of leaders you have, you could have multiple yardsticks with streamers to create several sections of "flames" for the kids to pass through.

ACTIVITY | Courage Beads

If you have kids with fine motor challenges, consider using larger red, orange, and yellow objects like [ball pit balls](#), pieces of construction paper, pieces of pool noodle cut into discs, etc. that the kids can then place in bowls rather than jars.

ACTIVITY | Furnace Lights

If you have kids with fine motor challenges, consider having the figures cut out in advance and using larger plastic jars to make it easier for the kids to reach inside the jars and decorate.

ACTIVITY | Stand Together

If you have kids whose movement is impaired by a physical disability, consider playing a different game like [Hedbandz](#) that will allow you to convey the overall point of needing each other without excluding anyone who is unable to get up and down off of the floor or otherwise participate physically.

ABOUT THE AUTHOR

ABBY BURG

 [instagram.com/abbyjburg](https://www.instagram.com/abbyjburg)



Abby Burg has been living the adventurous life of the unexpected over the past decade. After seven years in both children’s ministry and executive ministries in upstate New York and her home state of Delaware, she has taken on a new endeavor in serving missionaries around the world through ReachGlobal, the international mission of the Evangelical Free Church of America. As a missionary kid herself, interacting with ReachGlobal staff has been a joyful extension of her ministry. Blending her training in Inclusive Childhood Education at Houghton College (class of 2012) with her heart for Jesus, she is passionate about making the Bible real to kids and believes that disciple-making should be active, full of fun, and sometimes a little messy. . . all while pointing to Jesus. Whether serving as a kids camp speaker, “pinch-hitting” on the children’s

church rotation, or training fellow kidmin leaders, Abby enjoys every opportunity she gets to advance the kingdom in the hearts of kids and those that lead them.

Abby lives in Minneapolis, Minnesota with her high-school sweetheart and husband of nine years, Andrew. They love Saturday morning breakfast dates, ice skating, road trips, and writing post cards to their niece and nephew. Their lovable golden retriever, Charlie, is the most popular dog on the block with his trademark goofy grin and eagerness for belly rubs.

If you’d like to chat with Abby about creative worship experiences for kids, anything written by Henri Nouwen, or living life as an enneagram one, reach out! She would love to connect with you!

ADDITIONAL DEVELOPMENT: Elle Campbell, Brooklyn Lindsey, Amber Stephens, Linda Moon, Megan Romer.

TEACHING VIDEOS: Elle Campbell, Brooklyn Lindsey, Linda Moon, Jared Callahan.

PRETEEN HACKS: Heather Henderson.

SPECIAL NEEDS HACKS: Abby Burg.

MEMORY VERSE SIGN LANGUAGE: Sunny Brown.

GRAPHIC DESIGN: Josh Gosney, Jules Gray, Elle Campbell.

LAYOUT DESIGN: Jules Gray, Elle Campbell.

ADDITIONAL SUPPORT: Kenny Campbell, Tash McGill, Stephen Switzer, Ali Anne, Eddie Irvin, Ari Raines, Kellee Gentry, Tim Synan, Josh McLemore, Amber Gaddis.



WEEK 3

ELEMENTARY LESSON GUIDE



BIG IDEA

God gives extraordinary courage.

THE BIBLE

Shadrach, Meshach, and Abednego: Daniel 3;
(Psalm 46:1-2)

LARGE GROUP TIME

WHAT? What are we talking about today?

MUSIC | This Little Light of Mine

- This is a pretty common song, but what you may not know is that during the Civil Rights Movement in the 1960s, when people like Dr. Martin Luther King, Jr. were marching for the right for everyone to be treated the same, no matter what color their skin was, they really liked to sing songs while they marched. It helped them remember God was with them and that gave them courage, because honestly, it was a pretty scary time for them. And this song was one of the songs the Civil Rights marchers loved to sing!
- So, let's think about that while we hear it and think about how maybe it gives us a little strength, too. Sing along, if you'd like!
- **INSTRUCTIONS:** Play or show [this video](#) for "This Little Light of Mine" by Listener Kids.

ACTIVITY | Hot Statue

- **INSTRUCTIONS:** This is a spin-off of the game, Hot Potato. The kids will sit in a circle and as the music plays, they will pass a golden object (a random bowling trophy, a dollar store Barbie spray-painted gold, anything works as long as it's gold and statue-like). Play the music and pause it at random. When the music stops, whoever is holding the golden object is out. Play until there are three players left. For very small groups, you can play until there is just one player left.
 - ✂ **PRETEEN HACK:** Have your preteens stand in a circle really close together, and pass the "statue" as usual. After the first person gets out, have everyone take one step

outward, so that they are farther apart from one another. Then play again, and after the next kid gets out, have the remaining kids take another step backwards. Repeat throwing the “statue” around until the desired number of kids remain in the game.

- Okay, everyone knows the game Hot Potato, right? Well, today we’re going to play Hot Statue. When the music starts, you pass it around in a circle. When it stops, if you’re holding it, you’re out! The last three people are going to be our winners today because we’re going to hear a story about three special people.
- Great job! You resisted the gold statue! Today’s Bible story is about a golden statue that someone made. There were three men who did not want anything to do with this statue.

ACTIVITY | Through the Furnace

- **INSTRUCTIONS:** Create a “furnace” for kids to go through using either a giant appliance box or a six-foot table with a large tablecloth draped over (it should be big enough to crawl through safely one at a time). Use a yellow, red, and orange tablecloth and/or crepe paper and strong, clear tape.
 - ✂ **SPECIAL NEEDS HACK:** If you have kids whose movement is impaired by a physical disability, consider hanging red, orange, and yellow streamers from a yardstick, then having two leaders hold each end in the air while the kids walk or wheel through it. Or, if movement in this way isn’t an option for your kids, you can wave the yardstick with streamers attached over their heads. Depending on the number of leaders you have, you could have multiple yardsticks with streamers to create several sections of “flames” for the kids to pass through.
- Today, we are going to pretend like we are Shadrach, Meshach, and Abednego, three people in the Bible who were forced into a fiery furnace. As you crawl through, think about how scary that must have been if this had been real fire instead of pieces of paper!

STORY | The Bravest Thing I’ve Ever Done

- **INSTRUCTIONS:** Share a story of a time when you were extra brave and then ask the kids for examples of times they had to be super brave.
 - ✂ **PRETEEN HACK:** Have one or two of your older kids share their stories of time when they need to be brave, such as fixing a broken arm, walking home at night, getting on an airplane for the first time, and the like.
- Today’s Bible story is about three men who became extraordinary and brave when faced with huge danger.

THE BIG IDEA | God gives extraordinary courage.

- Our ordinary, old box is becoming more and more extraordinary, isn’t it? We’ve got the big ideas from last week and the week before on here, and today, we’ll add another one. **Who would like to come pull the yellow paper out of here today?**
- **And what does that say?** “God gives us extraordinary courage.”
- **INSTRUCTIONS:** Add the yellow Big Idea paper to the outside of the box with glue or tape.

SO WHAT? *Why does it matter to God and to us?*

VIDEO | Crossover, Episode 3

- **INSTRUCTIONS:** *Play this week's [teaching video](#).*

SCRIPTURE | Daniel 3

- **INSTRUCTIONS:** *This Bible story from Daniel 3 can be told today rather than read directly from the Bible.*
 - ✂ **PRETEEN HACK:** *Do a mini spelling showdown where kids have to spell Shadrach, Meshach, Abednego, and Nebuchadnezzar without looking. Whoever comes closest wins!*
- This is a story about a not-so-nice King and three men who really loved God. These men had really interesting names. The King's name was Nebuchadnezzar and the three God-loving men were named Shadrach, Meshach, and Abednego. They lived in a place called Babylon and Shadrach, Meshach, and Abednego all worked for the king.
- One day, King Nebuchadnezzar decided to build a huge statue made of gold that stood 90 feet high. That is so high, imagine 15 men all standing one on top of the other to make a tall tower or five giraffes standing on each other's heads. That was one tall statue!
- King Nebuchadnezzar then made an announcement. He said that whenever the people heard music playing, they had to bow down to this statue. If someone didn't bow to the statue, they would immediately be thrown into a fiery furnace, which was like a really giant oven that got super-hot! They used furnaces to bake bricks and things like that. Would you want to go in there? Me neither! Yikes!
- So, whenever music played, everyone stopped what they were doing and they bowed down to worship this statue. Everyone except for Shadrach, Meshach, and Abednego. When King Nebuchadnezzar heard these workers were not doing what he said, he was angry. He ordered Shadrach, Meshach, and Abednego be brought to him to explain their actions.
- The men were brought before the king and he asked them if what he heard was true: that they would not bow down and worship the statue. King Nebuchadnezzar even gave them another chance. He asked them if the music played again, if they would bow down, and he warned them what would happen if they didn't – he would have them thrown into the fiery furnace as punishment.
- Shadrach, Meshach, and Abednego said they did not bow and would never bow down and worship something that was not the one, true God. The King did not like this one bit. He ordered the men be sent to the furnace. And that's just what happened. All three of them were thrown into the big, fiery furnace.
- But when King Nebuchadnezzar looked in the furnace, guess what he saw? He saw four men walking around in the fire. Wait, what? Four? So, then King Nebuchadnezzar walked as close as he could to the furnace without getting burned and shouted into the doorway, "Shadrach, Meshach, and Abednego, follower of the Most High God, come out! Come here!"
- So, the three men walked out of the furnace without any burns. At that moment, Nebuchadnezzar

knew they worshipped the one, true God. God had sent an angel to protect them from burning up – that’s who the fourth person was in the furnace. The three men truly trusted and believed in God and were willing to serve and worship God only, no matter the outcome of their choices.

OBJECT LESSON | The Dark

- **Are you afraid of the dark?** Lots of us are. Maybe you prefer to sleep with a night-light? I know I do. Maybe you are okay to sleep in the dark in your own room, but what about if you are sleeping someplace new? Sometimes, we may need courage when we least expect it.
- **Have you ever been camping?** That is when I am most afraid of the dark. New places and new sounds can be scary. But two things give me courage when camping: praying to ask God to help me be courageous and my flashlight. So, we’re going to do a little experiment. We’re going to turn the lights off in here just for a few seconds, okay?
- **INSTRUCTIONS:** *Turn the lights off in the room (if your room has large windows, try to draw the blinds or otherwise make it darker for this experiment). After a few seconds, turn on a flashlight to alleviate the darkness.*
- Those flashlights really helped, didn’t they? Well, guess what? Asking God for courage is like turning on a flashlight in a dark room. At first, it might not seem like it helped. You might still be scared or nervous. But praying to God gives you the ability to calm down and see what you need in order to keep moving.

VIDEO | Fiery Furnace

- Let’s review today’s Bible story by watching this video!
- **INSTRUCTIONS:** Play [this video](#) by Kid Bible Stories about Shadrach, Meshach, and Abednego.

SCRIPTURE | Psalm 46:1-2

- **INSTRUCTIONS:** *Read the Bible passage.*
 - ✂ **PRETEEN HACK:** *Allow preteens to make the connection between these verses today’s Bible story, and other Bible stories they’ve heard before. Prompt them with questions like, How was God an “ever-present help” to Shadrach, Meshach, and Abednego? What does “ever-present” mean?*
- This month, we’ve been talking about people God blessed with extraordinary peace, strength, and courage. They all were going through very different things:
 - Gideon was asked to do something really scary that he wasn’t sure he was really able to do.
 - Joshua and his friends were told to defeat an entire super-strong city using just trumpets and their voices.
 - Our three guys today were thrown into a fiery furnace for refusing to worship a statue!
- But through each one of those situations, God was with those people! They were never alone, and God gave them the extraordinary courage to handle anything that happened. And guess what? God does that for us, too.

NOW WHAT? *What does God want us to do about it?*

ACTIVITY | Courage Beads

- **INSTRUCTIONS:** *Start with one container each of orange, red, and yellow pony beads or buttons, plus a mason jar or clear, plastic container with a lid. The kids will choose one or more colored beads/buttons that represent a place where they feel like they need extraordinary courage in their lives and as they place their bead in the container, they'll pray and ask God to give them the courage they need to get through it.*
 - ✂ **SPECIAL NEEDS HACK:** *If you have kids with fine motor challenges, consider using larger red, orange, and yellow objects like [ball pit balls](#), pieces of construction paper, pieces of pool noodle cut into discs, etc. that the kids can then place in bowls rather than jars.*
- Everyone needs a little help being brave. And honestly, some of us need a lot of help with it. I want all of us to think of an area in our lives where we need some extra courage. Maybe you need some extra courage at school because you have to do a big presentation or because there's someone in your class who makes you feel nervous. Maybe you need some extra courage at home because you just moved to a new house and your new room is kind of scary at night. Maybe you need some extra courage at church because you're scared about being in the choir and singing in front of everyone.
- When you're ready, take a colored bead that represents the place you need courage the most: red beads are for courage at home, yellow beads are for courage at church, and orange beads are for courage at school. As you hold your bead in your hand, pray and ask God to help give you the same kind of courage that helped Shadrach, Meshach, and Abednego stand up for what was right. Then, place your bead in the jar.

ACTIVITY | Furnace Lights

- We're going to do a craft that can become a nightlight for your room. This craft will remind us God is always with us and that God gives us extraordinary courage even when we're going through hard times. Cut out your little people, and then put them, the flames, and the tea light in your jar and put the label on top.
- **INSTRUCTIONS:** *Give each kid the following: a plastic jar, a battery-operated tea light, a little heap of yellow and orange tissue paper torn into small pieces, clear tape, black construction paper pre-folded into quarters with a person drawn on it, scissors, and Avery one-inch round labels with "Daniel 3" written or printed on them. The kids will assemble the components. Start with tissue paper pieces, secured with tape. Cut the black construction paper figures out and place them in the jar. Place the tea light in the middle of the jar. Put the label on the lid. (Your finished product might look similar to [this](#).)*
 - ✂ **SPECIAL NEEDS HACK:** *If you have kids with fine motor challenges, consider having the figures cut out in advance and using larger plastic jars to make it easier for the kids to reach inside the jars and decorate.*

ACTIVITY | Stand Together

- **INSTRUCTIONS:** *Divide the kids into small groups. Tell the small groups to sit on the ground in a circle with their backs facing each other and then tell them to link arms. Their goal is to get to their feet without using their hands to push off the ground. Whichever group stands first wins a small prize.*
 - ✂ **SPECIAL NEEDS HACK:** *If you have kids whose movement is impaired by a physical disability, consider playing a different game like [Hedbandz](#) that will allow you to convey the overall point of needing each other without excluding anyone who is unable to get up and down off of the floor or otherwise participate physically.*
- Okay, now everyone's in position with arms linked, right? You'll need to work together to stand up together as a team, and the first team to stand wins! Are you ready? Set? Go!
- The reason this story is so great is God gave extraordinary courage to not just one person, but all three people. It would've been so easy for one of them to give up and decide to bow to the statue. But Shadrach, Meshach, and Abednego had each other to rely on as well as God. This small group is like that, too. We rely on God to give us courage, but we also have each other, too.

MEMORY VERSE | Cup Stacking

- **INSTRUCTIONS:** *Split the kids into groups of three to four. Give each group ten to twelve red, orange, or yellow Solo cups (or something similar). Split the memory verse up and write parts of the verse on each cup for each group (adults should do this with a Sharpie). The groups will compete to stack their cups as tall as they can, with the memory verse in order, without it falling over.*
- For this game, you are going to work together with your group to stack your memory verse cups in order without your tower falling over. The three to four people in your group will represent Shadrach, Meshach, and Abednego (and the angel if a group has four) and your tower will represent the golden statue the king made.

SMALL GROUP TIME

DISCUSSION

- **What did King Nebuchadnezzar build and what did he want the people to do with it?**
- **Why were Shadrach, Meshach, and Abednego thrown into the fiery furnace?**
- **How did King Nebuchadnezzar know that the three friends actually worshipped the one, true God?**
- **Re-read Daniel 3:26-28. What happened because the three friends stood up to the king?**
- **Have you ever been told to do something that God might not want you to do?**
- **What do you think you might have done if you were Shadrach, Meshach, and Abednego?**
- **How do we know God will give us courage when we need it?**

ACTIVITY | Unharmmed

- **INSTRUCTIONS:** *Give each kid two paper plates, a metal brad, and a copy of the printables. Cut the first paper plate in half. Glue the flames to each half. Have them draw a silhouette on*

the second plate, then glue the three friends on the same plate. Align the halves of the first plate and the second, punch a hole through all three layers, and secure with a metal brad. The paper plate with the flames should open to reveal the men inside. (The completed activity might look something like [this!](#))

- **These men were asked to do something that they knew was not okay. They were just ordinary guys, but they knew what God wanted of them, and because God gave them extraordinary courage, they were able to walk into and right back out of that fiery furnace with no harm. God changed their abilities from everyday to extraordinary because they trusted God. Wow!**

MEMORY VERSE | Ephesians 3:20 (NIV)

- **INSTRUCTIONS:** Introduce kids to this month's memory verse, teaching them the signs (a combination of SEE and ASL) we've provided.