



WEEK 3

PRESCHOOL LESSON OUTLINE



BIG IDEA

God gives extraordinary courage.

THE BIBLE

Shadrach, Meshach, and Abednego: Daniel 3

THIS WEEK AT A GLANCE

WELCOME TIME

- **ACTIVITY** | Hot Statue
- **ACTIVITY** | Through the Furnace

TEACHING TIME

- **MUSIC** | This Little Light of Mine
- **THE BIG IDEA** | God gives extraordinary courage.
- **VIDEO** | Crossover Episode 3
- **SCRIPTURE** | Daniel 3
- **ACTIVITY** | Courage Cuffs
- **PRAYER**

DISCUSSION TIME

- **SNACK** | Furnace Treats
- **ACTIVITY** | Into the Furnace
- **ACTIVITY** | Stand Together
- **ACTIVITY** | Cup Stacking

PLAY TIME

- **ACTIVITY** | Coloring Page
- **ACTIVITY** | Not Afraid!
- **ACTIVITY** | Dress Up Center



WEEK 3

HACKS FOR TODDLERS



BY KATHIE PHILLIPS

HOW TO HACK THIS SERIES FOR TODDLERS

In children's ministry, you've got a wide range of ages you need to engage every week, but toddlers tend to get overlooked. But you know your toddlers need more than just babysitting, so here are a few adjustments you can make to this week in order to keep your toddlers more engaged.

ACTIVITY | Hot Statue

Kids are playing "Hot Potato" with a statue-like object. For toddlers, you could opt to pass a yellow ball or beach ball instead of a statue. And instead of following the Hot Potato rules, just give kids time to pass the ball to each other along to some music.

ACTIVITY | Courage Cuffs

Write "God gives us extraordinary courage." on index cards. Punch a hole in the top right and top left of the card. Thread a 2-ft length of yarn through the holes so the children can wear them around their necks. Allow the children to decorate the cards with the stickers.





ACTIVITY | Stand Together

Provide a variety of objects for children to group in 3's, such as cotton balls, pom poms, craft sticks, crayons, Little People figures, cups, etc. Say, "Today's story was about three friends! Can you find three ___?"

ABOUT THE AUTHOR

KATHIE PHILLIPS



 Kidminspiration.com
 facebook.com/kwilliamsphillips
 instagram.com/kathiephillips74
 twitter.com/kidminkathie

Kathie is a children’s ministry leader at Central Presbyterian Church in Baltimore, Maryland. She’s been serving in children’s ministry since she was 13 years old. She’s a speaker, consultant and children’s ministry coach. She’s also a published author. She leads workshops at national kidmin conferences and has made guest appearances on kidmin podcasts. She wrote the book “Top 50 Object

Lessons, Games, and Activities” that was published in 2017. One of the things she’s most proud of is the preteen ministry she launched at her church. She’s been married to her college sweetheart for over 23 years and has two adult children. She loves to travel, read, and try new recipes. She loves crossword puzzles and loves to indulge in Maryland crab cake.

ADDITIONAL DEVELOPMENT: Elle Campbell, Brooklyn Lindsey, Amber Stephens, Linda Moon.

TEACHING VIDEOS: Stephanie Whitacre, Elle Campbell.

TODDLER HACKS: Kathie Phillips.

MEMORY VERSE SIGN LANGUAGE: Sunny Brown.

GRAPHIC DESIGN: Josh Gosney, Jules Gray, Elle Campbell.

LAYOUT DESIGN: Jules Gray, Elle Campbell.

ADDITIONAL SUPPORT: Kenny Campbell, Tash McGill, Stephen Switzer, Ali Anne, Eddie Irvin, Ari Raines, Kellee Gentry, Tim Synan, Josh McLemore, Amber Gaddis.



WEEK 3

PRESCHOOL LESSON GUIDE



BIG IDEA

God gives extraordinary courage.

THE BIBLE

Shadrach, Meshach, and Abednego: Daniel 3

WELCOME TIME

ACTIVITY | Hot Statue

- **INSTRUCTIONS:** *This is a spin-off of the game, Hot Potato. The kids will stand in a circle and as the music plays, pass a golden object (such as a bowling trophy, a dollar store Barbie spray painted gold, anything works as long as it's gold and statue-like). Play music and then pause it at random. When the music stops, whoever is holding the golden object is out and must sit down. Play until there are three players left. For very small groups, you can play until there is just one player left.*
 - ✂ **TODDLER HACK:** *Pass a yellow ball or beach ball instead of a statue.*
- Today, we're going to play a game called, Hot Statue. When the music starts, you will pass this statue around in a circle. When the music stops, if you're holding it, you're out and must sit down! The last three people are going to be our winners today because we're going to hear a story about three special people. *(Play the game.)*
- Great job! You resisted the gold statue! Today's Bible story is about a golden statue someone made. There were three men who did not want anything to do with this statue.

ACTIVITY | Through the Furnace

- **INSTRUCTIONS:** *Create a "furnace" for the kids to go through using a play tunnel. Tape yellow, red, and orange crepe paper around each end of the tunnel. You can also use a hula hoop with yellow, red, and orange crepe paper around it and hold it while the kids climb through it.*
- Today, we are going to pretend like we are Shadrach, Meshach, and Abednego, three people in our Bible story who were forced into a fiery furnace. A furnace is like a big, hot oven! As you crawl

through, think about how scary it would have been if this was real fire instead of pieces of paper!

TEACHING TIME

MUSIC | This Little Light of Mine

- **INSTRUCTIONS:** Play [“This Little Light of Mine”](#) by Listener Kids.

THE BIG IDEA | God gives extraordinary courage.

- Our ordinary, old box is becoming more and more extraordinary, isn't it? We've got the big ideas from last week and the week before on here, and today, we'll add another one. **Who would like to come pull the yellow paper out of here today?**
- **The Big Idea for the day is. . . God gives us extraordinary courage.”**
- **INSTRUCTIONS:** Add the yellow Big Idea paper to the outside of the box with glue or tape.

VIDEO | Crossover Episode 3

- **INSTRUCTIONS:** Play this week's preschool [teaching video](#).

SCRIPTURE | Daniel 3

- Today's Bible story comes to us from the book of Daniel, chapter three. The Book of Daniel has lots of stories in it about people who were super-duper brave. This is a story about a not-so-nice king and three men who really loved God.
- **INSTRUCTIONS:** Look up the story in a preschool Bible and read it to your preschoolers. We recommend *The Beginner's Bible*.
- **What did the king in our Bible story build?** Yes, it was a really big statue made of gold.
- **What law did the king make?** The king said that when the music played, everyone must bow down and worship the statue.
- **What would happen to people who disobeyed the king's law?** They would be thrown into a fiery furnace!
- Today, the three men in our Bible story showed courage. That means they did something that other people would find scary. They stood up to the king and didn't bow down to the statue. They were thrown into the furnace, but they didn't get hurt because God was with them!
- **Have you every been in a scary situation? What did you do?**

ACTIVITY | Courage Cuffs

- **INSTRUCTIONS:** Encourage the kids to use craft supplies to decorate a cardboard tube before having a leader cut it lengthwise so it can be placed on the kid's arm. Then, encourage the kids to wear their cuff bracelets as a reminder they can have extraordinary courage.
 - ✂ **TODDLER HACK:** Write “God gives us extraordinary courage.” on index cards. Punch a hole in the top right and top left of the card. Thread a 2-ft length of yarn through the holes so the children can wear them around their necks. Allow the children to decorate

the cards with the stickers.

- Everyone needs a little help being brave. You are going to make courage cuff bracelets that you can wear to remind you that you can have extraordinary courage, just like the three men in today's Bible story.

PRAYER

- Dear God, help us to have extraordinary courage, just like Shadrach, Meshach, and Abednego. Help us to remember You are with us all the time.

DISCUSSION TIME

SNACK | Furnace Treats

- **INSTRUCTIONS:** *At the bottom of a cup, place a small Teddy Graham or a gummy bear. Then, cover it with red or orange treats (such as candy corn, gummies, M&Ms, goldfish crackers, carrots sticks). Then, give each kid three teddy bear treats to represent today's characters. When they get to the bottom, they're going to find the fourth person who was in the furnace!*
- **Who did not worship the king's statue in today's Bible story?**
- **How did this make the king feel?**
- **How many men did the king throw into the furnace?**
- **How many men did the king see walking around in the furnace?**

ACTIVITY | Into the Furnace

- **INSTRUCTIONS:** *Tell the kids to sit in a circle. Choose one kid to be the "it." "It" will go around the circle, gently tapping each kid's head. Then, "it" will choose one child to be the "chaser." The "chaser" will chase "it" around the circle. If he/she catches "it," "it" will have to sit in the furnace (the center of the circle). Continue to play until four kids are in the center of the circle (the furnace). Then, replay the game as time and interest allows.*
- **What did King Nebuchadnezzar build and what did he want the people to do with it?**
- **Why were Shadrach, Meshach, and Abednego thrown into the fiery furnace?**
- **What happened to the men when they came out of the furnace?**

ACTIVITY | Stand Together

- **INSTRUCTIONS:** *Divide the kids into groups of three. Tell the groups to stand together in a circle as you lead this activity. Tell each kid in each group to say, "God gives us extraordinary courage!" and high-five the person next to them. Continue until each kid in the group has had a turn.*
- **TODDLER HACK:** *Provide a variety of objects for children to group in 3's, such as cotton balls, pom poms, craft sticks, crayons, Little People figures, cups, etc. Say, "Today's story was about three friends! Can you find three ___?"*
- **Have you ever been afraid of something?**
- **Have you ever done something, even though it was scary?**
- **Do you think God gave you the courage to do that scary thing?**

- One of the reasons today's Bible story is so great is God gave extraordinary courage to not just one person, but all three people. It would've been so easy for one of them to give up and decide to bow to the statue. But Shadrach, Meshach, and Abednego had each other to rely on as well as God. We rely on God to give us courage, but we also have each other, too.

ACTIVITY | Cup Stacking

- **INSTRUCTIONS:** *Divide the kids into groups and give each group ten to twelve red, orange, or yellow Solo cups (or something similar). Before the kids arrive, split the memory verse up and write parts of the verse on each cup for each group. Help the kids stack the cups while putting the memory verse in order without it falling over.*

PLAY TIME

While you're waiting for parents to pick up their kids . . .

ACTIVITY | Coloring Page

- **INSTRUCTIONS:** *Give each kid a coloring page along with crayons, markers, or colored pencils. Remind them of today's story, memory verse, and Big Idea as they color!*

ACTIVITY | Not Afraid!

- Are you afraid of the dark? Lots of us are. Maybe you prefer to sleep with a night-light? I know I do. But two things give me courage when I'm in the dark: praying to ask God for courage and my flashlight! So, let's practice being full of courage together. We're going to turn the lights off in here just for a few seconds, okay?
- **INSTRUCTIONS:** *Turn the lights off in the room and huddle together in the middle of the room. Prepare a flashlight and ask one kid to volunteer to take the flashlight to the light switch and turn the lights back on. When they get there, tell them to yell, "God gives me extraordinary courage!" Repeat until everyone who wants to try has had a turn.*

ACTIVITY | Dress Up Center

- **INSTRUCTIONS:** *Set out a variety of superhero costumes or capes for the kids to wear. Encourage the kids to pretend to be superheroes.*
- Superheroes need a lot of courage to go out and save the world! Let's pretend to be superheroes and ask God to give us courage!

Encourage your preschoolers to help clean up the room while they wait for their parents.