



WEEK 4

ELEMENTARY LESSON OUTLINE

REVEALED

BIG IDEA

God made me to do great things.

THE BIBLE

The Faithful Servant: Matthew 25:14-30;
(Ephesians 2:10)

THIS WEEK AT A GLANCE

LARGE GROUP TIME

- **ACTIVITY** | Magic Eye
- **ACTIVITY** | Amazing Hidden Talents
- **QUESTION** | Your Hidden Talents
- **THE BIG IDEA** | God made me to do great things.
- **VIDEO** | Revealed, Episode 4
- **BIBLE STORY** | Matthew 25:14-30
- **ACTIVITY** | God's Bag of Greatness
- **VIDEO** | Rescued by Kids
- **SCRIPTURE** | Ephesians 2:10
- **REFLECTION** | Something Great
- **ACTIVITY** | The Great Scatter Plot
- **PRAYER**
- **MEMORY VERSE** | Jeremiah 33:3

SMALL GROUP TIME

- **DISCUSSION**
 - What did the master (or boss) in today's story want his workers to do with the coins he gave to them?
 - What did the master say to the first two workers?
 - Why was the boss angry that the third worker buried his coins?
 - Re-read Ephesians 2:10. What are some "good works" you can do this week?
 - What did God give us that is represented by the bags of gold?
 - Do you ever feel like God didn't give you enough special abilities? What are some you might want?
 - How can you grow the talents you do have?
- **ACTIVITY** | My Greatness
- **MEMORY VERSE** | Jeremiah 33:3



WEEK 4

HACKS FOR PRETEENS

REVEALED

BY MIKE SHELEY

HOW TO HACK THIS SERIES FOR PRETEENS

In children's ministry, you've got a wide range of ages you need to engage every week, but preteens tend to get overlooked, so here are a few adjustments you can make to this week in order to keep your preteens more engaged.

ACTIVITY | Magic Eye

Utilize technology for a replacement activity or an activity to do before your group time begins. If possible, purchase and download the app "[Hidden Folks](#)". Then spend a few minutes playing the game, looking for the hidden objects in this interactive, animated game. Discuss how easy or difficult this was to do. You could even read them the "[Background](#)" of the game, and point out how a variety of people used their different skills and abilities to create the game. You could ask: "How is the variety of people and talents who make this game possible, similar to the variety of people in the church and the work God has for us to do?"

ACTIVITY | God's Bag of Greatness




This activity has kids finding images that represent some of the talents they possess. When you have finished with this activity, challenge them with this next step. Take a few minutes to brainstorm with your preteens on how the talents and abilities in their bags might be used to help people know about Jesus, or help others grow in their faith. When students are done, show them how some of these ideas have direct connections with ministry opportunities in your church right now and how other ideas could even lead to creating a new ministry! Some possible discussion questions could be:

- **Out of all the talents and abilities you have that you thought about today, which one are you most likely to use to help the church grow?**
- **What might that look like?**
- **What's your next step to moving that from an idea to an action?**

ABOUT THE AUTHOR

MIKE SHELEY



 facebook.com/michaelsheley
 instagram.com/michaelsheley
 twitter.com/michaelsheley

Mike Sheley is the Middle School Pastor overseeing ministries for preteen (5th-6th grade) and young adolescent (7th-8th grade) students at Mount Pleasant Christian Church in central Indiana. He has been in student ministry for over twenty years, with more than twelve of those years in his current position. In his current ministry, preteens participate alongside middle schoolers for weekly programming, but have their own lessons and special events. However, part of the health of the ministry is due to the close friendship and working relationship Mike has with the children's ministry team.

Mike is married and has three kids - one in college,

one in high school and one in middle school. Mike has had the joy and challenge of ministering to all of his kids as their youth pastor during their preteen and middle school years.

Mike's odd jobs over the years have included working at the his local Apple Store, Target, and at a couple fast-food restaurants. He has a weird fascination with presentations and fonts.

If you'd like to chat with Mike about spiritual disciplines with preteens, parent ministry or developing better presentations, reach out! He would love to connect with you!

ADDITIONAL DEVELOPMENT: Elle Campbell, Brooklyn Lindsey, Amber Stephens, Linda Moon, Lauren Wierzba.

TEACHING VIDEOS: Elle Campbell, Brooklyn Lindsey, Linda Moon, Jared Callahan.

PRETEEN HACKS: Mike Sheley.

SPECIAL NEEDS HACKS: Eugenia Lee.

MEMORY VERSE SIGN LANGUAGE: Sunny Brown.

GRAPHIC DESIGN: Josh Gosney, Jules Gray, Elle Campbell.

LAYOUT DESIGN: Jules Gray, Elle Campbell.

ADDITIONAL SUPPORT: Kenny Campbell, Tash McGill, Stephen Switzer, Ali Anne, Eddie Irvin, Ari Raines, Kellee Gentry, Tim Syman, Josh McLemore, Amber Gaddis.



WEEK 4

HACKS FOR KIDS WITH SPECIAL NEEDS

REVEALED

BY EUGENIA LEE

HOW TO HACK THIS SERIES FOR KIDS WITH SPECIAL NEEDS

In children's ministry, you've got a wide range of ages you need to engage every week, but kids with special needs tend to get overlooked, so here are a few adjustments you can make to this week in order to keep your kids with special needs more engaged.

GENERAL TIP

This week, we are talking about talents and abilities God has given each of our kids. Students with special needs often have amazing hidden talents. Look out for them. Ask their parents about it. Gather information and use it to find a place where those talents can be used for them to serve at church. If a student loves to greet, have the student be a greeter at the front door. If a student loves to dance, have her lead dancing during worship time. The ultimate goal for inclusion is to provide equal opportunities and involve students with special needs as co-servants and co-leaders.

ACTIVITY | God's Bag of Greatness

As students gather pictures and stickers to describe what they are good at or what they love, intentionally create opportunities for students to mingle throughout the lesson. Have our friends with special needs make a comment about what they find are talents their peers have. Have their peers reciprocate. Create an atmosphere of encouragement as they do this activity.

ACTIVITY | The Great Scatter Plot

This can be a replacement or supplemental activity. Remember the sensory boxes from a few weeks ago? Bring them out and hide items or toys or messages that represent a part of today's lesson. Students can dig into the sensory boxes and find an item and talk about what it might represent. It may be play money (for the Bible story recap), musical instrument or ball (for hidden talents), cross (for Jesus' work on the cross) and so on.



ABOUT THE AUTHOR

EUGENIA LEE



SPEDeugenia@gmail.com



facebook.com/SPEDeugenia



instagram.com/SPEDeugenia



Eugenia Lee currently serves as a volunteer leader at Newsong Church in Santa Ana, CA. Having children of her own with special needs, she started leading a support group of parents with special needs children and collaborating with children's ministry. In time, she learned that she loved working with children with special needs and realized it was her calling. She has worked on accommodating and modifying curriculum for students with different needs as well as training 1:1 buddies for many years. Helping children with special needs gave her so much joy that she decided to pursue a teaching career in special education. In a few short weeks, she will be ready to have her own classroom at a public school!

She is also working on a volunteer training manual specifically geared toward layperson volunteers working with children with disabilities in any setting.

Eugenia and her husband live in Orange county, CA with their four amazing children. Home is her favorite place on earth: spending time with her family, cooking up some BBQ, and sharing good conversation with close friends.

If you have any questions about curriculum accommodations and modifications, engaging with parents of special needs children, training volunteers, and so on, feel free to get in contact with her via email, Instagram, or Facebook!

ADDITIONAL DEVELOPMENT: Elle Campbell, Brooklyn Lindsey, Amber Stephens, Linda Moon, Lauren Wierzba.

TEACHING VIDEOS: Elle Campbell, Brooklyn Lindsey, Linda Moon, Jared Callahan.

PRETEEN HACKS: Mike Sheley.

SPECIAL NEEDS HACKS: Eugenia Lee.

MEMORY VERSE SIGN LANGUAGE: Sunny Brown.

GRAPHIC DESIGN: Josh Gosney, Jules Gray, Elle Campbell.

LAYOUT DESIGN: Jules Gray, Elle Campbell.

ADDITIONAL SUPPORT: Kenny Campbell, Tash McGill, Stephen Switzer, Ali Anne, Eddie Irvin, Ari Raines, Kellee Gentry, Tim Synan, Josh McLemore, Amber Gaddis.



WEEK 4

ELEMENTARY LESSON GUIDE

REVEALED

BIG IDEA

God made me to do great things.

THE BIBLE

The Faithful Servant: Matthew 25:14-30;
(Ephesians 2:10)

LARGE GROUP TIME

WHAT? What are we talking about today?

ACTIVITY | Magic Eye

- **INSTRUCTIONS:** Start with some Magic Eye books or images (you can find them in your library, a bookstore, or online). Work together or break into smaller groups and practice looking for the hidden pictures in the Magic Eye images.
- **So, was it easy to find the hidden picture?** It's okay if you don't see it right away or even at all! Some of the pictures are really hard to see, and everyone's eyes see images differently.
- In this month's series, "Revealed," we have been learning that Jesus tells stories that have hidden meanings – a meaning that is super important for all of us to understand.
 - ✂ **PRETEEN HACK:** If possible, purchase and download the app "[Hidden Folks](#)". Then spend a few minutes playing the game, looking for the hidden objects in this interactive, animated game. Discuss how easy or difficult this was to do. You could even read them the "[Background](#)" of the game, and point out how a variety of people used their different skills and abilities to create the game. Ask: "How is the variety of people and talents who make this game possible, similar to the variety of people in the church and the work God has for us to do?"

ACTIVITY | Amazing Hidden Talents

- Lots of people have all kinds of hidden talents. Look at what these kids can do!
- **INSTRUCTIONS:** Show [this video](#) of kids with amazing sports talents, and/or [this video](#) of kids

with amazing musical talents.

- To you, which one of these talents was the coolest?

QUESTION | Your Hidden Talents

- **INSTRUCTIONS:** Encourage a discussion about some interesting skills your kids may have (e.g., tongue rolling, wiggling ears, doing a cartwheel, whistling, etc.).
- God also gives us unique gifts. **What are some of your hidden talents? Can you show or describe it to us?**
- Look at how many different and unique talents we have here! What a creative God we have!

THE BIG IDEA | God made me to do great things.

- God made each and every one of you to have your own unique gifts, abilities, interests, and talents, and God wants you to do amazing things with them because God made you to do great things.
- **INSTRUCTIONS:** Tell kids to go around giving everyone in the room a high five or fist bump while saying, “Hey! God made you to do great things!”

SO WHAT? Why does it matter to God and to us?

VIDEO | Revealed, Episode 4

- **INSTRUCTIONS:** Play this week’s [teaching video](#).

BIBLE STORY | Matthew 25:14-30

- **INSTRUCTIONS:** Tell the Bible story from the perspective of the third servant. Ask for three kid volunteers. Designate one kid to be the “boss,” two kids to be “worker 1” and “worker 2,” and yourself as “worker 3.” Have the “boss” give each of the “workers” five, two, and one pouch(es) of coins for workers 1, 2, and 3, respectively. Ask the workers to scatter around a designated area where you should have already hidden five more pouches for worker 1 and two more pouches for worker 2. Ask them to return to “center stage” with their extra money pouches. [Make sure you are narrating the story from the third servant’s point of view. Such as, “Hmph. The boss only gave me one bag of gold! That’s not fair!” or “Can you believe it? My boss got mad at me! All I did was protect his money!”]
- Let’s go over this story again. So, two of the workers took the money they were taking care of and they went and earned more money with it. This made the boss super happy! But the third worker was afraid he might lose the boss’s money, so he took it and buried it to keep it safe. **Was the boss happy with that worker?** No! The boss was seriously angry! He trusted the worker with something great, and the servant didn’t do anything worthwhile with it.
- What does this mean for us? God hasn’t given us bags of cash, but God *has* given us all kinds of abilities, interests, gifts, and unique characteristics that make us who we are. Maybe God made you really kind and understanding. Maybe God made you to be a good listener. Maybe God made you really strong or really fast. God made some of you to be interested in art, and

others in sports or in gaming. God doesn't want you to hide any of these things – God wants you to use those talents to do great things! That's how God made you!

ACTIVITY | God's Bag of Greatness

- **INSTRUCTIONS:** Provide a big stack of old magazines and/or catalogs. Give each kid a brown paper lunch bag with "God made me to do great things!" written on it. The kids can dig through the magazines for pictures and words that represent stuff they're good at and/or that they love. They should gather these up and put them in their bag. (Some kids may need some encouragement or help, and your team should be on the lookout for kids who aren't feeling great or who are struggling in some way with the activity. Remind them of how great they are and help them think of ways to represent their gifts.)
- A little later, we are going to share with each other about all the things we put in our greatness bags. For now, think about this: **Does it matter how many things we put in our bags? Why or why not?**
 - ✂ **PRETEEN HACK:** When you have finished with this activity, take a few minutes to brainstorm with your preteens on how the talents and abilities in their bags might be used to help people know about Jesus, or help others grow in their faith. When students are done, show them how some of these ideas have direct connections with ministry opportunities in your church right now and how other ideas could even lead to creating a new ministry! Ask things like: "Out of all the talents and abilities you have that you thought about today, which one are you most likely to use to help the church grow? What might that look like? What's your next step to moving that from an idea to an action?"
 - ✂ **SPECIAL NEEDS HACK:** Have our friends with special needs make a comment about what they find are talents their peers have. Have their peers reciprocate. Create an atmosphere of encouragement as they do this activity.

VIDEO | Rescued by Kids

- **INSTRUCTIONS:** Show [this video](#) of a group of boys rescuing a younger child who was falling from a ski lift.
- God made those boys creative and strong and brave! And God even made it so they would be right there on that ski slope in that exact moment so they could save a kid. And God has great things for all of you to do, too. Sometimes, they will be big things and sometimes, they will be small things, but no matter what, they are great because God gave them to you!

SCRIPTURE | Ephesians 2:10

- **INSTRUCTIONS:** Read Ephesians 2:10.
- This verse is basically today's Big Idea!—God made us to do great things! The first part —"We are God's handiwork" means God made us. We are no accident. **Have you ever not liked something about yourself?** It's normal to feel that way, but I hope this cheers you up: God made each of us exactly the way we are, and God is super happy with how we turned out!

- The “to do great things” part of our Big Idea also shows up in Ephesians 2:10: “. . . to do good works, which God prepared in advance for us to do.” God wants us to do great things and that is why God has made us who we are!

NOW WHAT? *What does God want us to do about it?*

REFLECTION | Something Great

- **INSTRUCTIONS:** *Ask the kids to close their eyes for about one minute and think about something great they want to do in their lives right now or in the future (it’s basically a reworded “What do you want to be when you grow up?” question). Then, have them think about how that great thing can be used for God!*
- Not only does God want us to do great things, God wants us to do some specific great things that help other people get to know about God. Doing great things doesn’t have to mean something big and heroic. It could mean choosing to be kind to someone at school who most people are mean to. Or maybe God made you great at soccer because God wants you to be an amazing teammate who is a great example for all the other kids on the team. And maybe someday someone will ask you why you are such a great teammate and you can tell them you’re just trying to love your teammates the way God loves them.

ACTIVITY | The Great Scatter Plot

- Let’s share with everyone the things we were just reflecting on!
- **INSTRUCTIONS:** *Hang large pieces of paper around the room and write a heading on each of them. Use headings like: “I can do something great through. . . ” (1) Sports (2) Music or Dance (3) Drawing or Making Things (4) Computer or Video Games (5) Math (6) Cooking or Baking (7) Something Unique (if anyone selects this option, ask them if they would like to share/demonstrate). Give each kid a sticker (or more than one), and have them put the sticker on the paper where they think their talents would be best used for God.*
- Let’s look around. **Which things does it look like most people are going to do?** Do you think this will please God, having us all use those gifts God gave us to do great things? I think so, too.
 - ✂ **SPECIAL NEEDS HACK:** *An alternative activity can be to bring out sensory boxes and hide items/toys that represent what we’ve learned today (e.g., money or coins, musical instrument, ball, etc.).*

PRAYER

- Dear God, please help each one of us discover the gifts You gave us when You created us, and show us how to use them to do great things. We want to use our greatness to show Your love to other people.

MEMORY VERSE | Jeremiah 33:3

- **INSTRUCTIONS:** *Ask the kids to pick an easy song or tune they know (such as Mary Had a Little Lamb, It’s a Small World, or even the chorus of a pop song!) and set today’s memory verse to that*

melody! Don't worry too much if the words don't fit perfectly into the rhythm – that's part of the fun! Sing your newly created song a few times with the kids.

SMALL GROUP TIME

DISCUSSION

- What did the master (or boss) in today's story want his workers to do with the coins he gave to them?
- What did the master say to the first two workers?
- Why was the boss angry that the third worker buried his coins?
- Re-read Ephesians 2:10. What are some "good works" you can do this week?
- What did God give us that is represented by the bags of gold?
- Do you ever feel like God didn't give you enough special abilities? What are some you might want?
- How can you grow the talents you do have?

ACTIVITY | My Greatness

- **INSTRUCTIONS:** Have kids share what they put in their greatness bags. Discuss why they chose the images they did. How has God made them uniquely to do great things? Can they think of ways their gifts might be used to do great things for God?
- It doesn't matter how many things you have in your bag. The important thing to remember is that, just like how no two bags are exactly the same, no two people are exactly the same! But the one thing we all have in common is **God made us to do great things!**

MEMORY VERSE | Jeremiah 33:3

- **INSTRUCTIONS:** Introduce kids to this month's memory verse, teaching them the signs (a combination of SEE and ASL) we've provided.