



WEEK 5

ELEMENTARY LESSON OUTLINE

REVEALED

BIG IDEA

God forgives me.

THE BIBLE

Jesus Talks About Forgiveness: Luke 7:40-50;
(Romans 3:23; Hebrews 10:17)

THIS WEEK AT A GLANCE

LARGE GROUP TIME

- **ACTIVITY** | "I'm Sorry, It's Okay"
- **ACTIVITY** | Gold Rush
- **POLL** | I-O-U
- **THE BIG IDEA** | God forgives me.
- **VIDEO** | Revealed, Episode 5
- **BIBLE STORY** | Luke 7:40-50.
- **ACTIVITY** | Worst Kept Secret
- **ACTIVITY** | Practice Forgiveness
- **SCRIPTURE** | Romans 3:23; Hebrews 10:17
- **REFLECTION** | Forgiveness for What?
- **ACTIVITY** | Forgive and Forget
- **PRAYER**
- **MEMORY VERSE** | Jeremiah 33:3

SMALL GROUP TIME

- **DISCUSSION**
 - Why were the people in the story mad at the woman?
 - Why do you think the woman was so happy and grateful to be around Jesus?
 - Why did Jesus tell the story of the two men who owed different amounts of money?
 - Re-read Romans 3:23. Who needs God's forgiveness?
 - How does it feel when you know you've done something wrong or hurt someone?
 - Describe a time when you needed forgiveness.
 - Why do you think forgiveness is important?
- **ACTIVITY** | Shine a Light
- **MEMORY VERSE** | Jeremiah 33:3



WEEK 5

HACKS FOR PRETEENS

REVEALED

BY MIKE SHELEY

HOW TO HACK THIS SERIES FOR PRETEENS

In children's ministry, you've got a wide range of ages you need to engage every week, but preteens tend to get overlooked, so here are a few adjustments you can make to this week in order to keep your preteens more engaged.

ACTIVITY | Gold Rush

For this scavenger hunt type activity, involve your preteens to help you hide the "coins". You could even have them be the ones who have to go around asking for treasure, per the outline of this activity. (Later, also have them set out art supplies for the art reveal and clean up during and after the lesson) Simply provide them these opportunities to serve and explain how helpful it is to you, and indirectly, part of helping teach the lesson.

BIG IDEA | God forgives me.

This week's Big Idea reveal involves a mini skit of another leader taking your cupcakes while your back is turned. Contact a few of your preteens ahead of time and meet the day before (or early on the day of) to bake the cupcakes together (you could even involve parents to help)! Also recruit one or two preteens, instead of a leader, to be the ones who sneakily takes the cupcakes during the Big Idea reveal.

ACTIVITY | Practice Forgiveness

Take your discussion further by asking some additional thought-provoking questions:

- What makes the difference in how much someone is grateful for being forgiven?
- What makes the difference in how hard or easy it is to forgive someone?
- Explain what "forgiveness" means without using the word "forgive."




ACTIVITY | Forgive and Forget

This activity has kids writing down things for which they need God's forgiveness on dissolve paper. This would be a great time to connect with preteens who may be holding a grudge or wanting to get even at others who have treated them unfairly. So, repeat this activity, but this time, have them write down something someone else did or said about them that they need to forgive. Say, "Just like how Jesus forgives and forgets our sins, let's do the same for people who need our forgiveness."

ABOUT THE AUTHOR

MIKE SHELEY



 facebook.com/michaelsheley
 instagram.com/michaelsheley
 twitter.com/michaelsheley

Mike Sheley is the Middle School Pastor overseeing ministries for preteen (5th-6th grade) and young adolescent (7th-8th grade) students at Mount Pleasant Christian Church in central Indiana. He has been in student ministry for over twenty years, with more than twelve of those years in his current position. In his current ministry, preteens participate alongside middle schoolers for weekly programming, but have their own lessons and special events. However, part of the health of the ministry is due to the close friendship and working relationship Mike has with the children's ministry team.

Mike is married and has three kids - one in college,

one in high school and one in middle school. Mike has had the joy and challenge of ministering to all of his kids as their youth pastor during their preteen and middle school years.

Mike's odd jobs over the years have included working at the his local Apple Store, Target, and at a couple fast-food restaurants. He has a weird fascination with presentations and fonts.

If you'd like to chat with Mike about spiritual disciplines with preteens, parent ministry or developing better presentations, reach out! He would love to connect with you!

ADDITIONAL DEVELOPMENT: Elle Campbell, Brooklyn Lindsey, Amber Stephens, Linda Moon, Lauren Wierzba.

TEACHING VIDEOS: Elle Campbell, Brooklyn Lindsey, Linda Moon, Jared Callahan.

PRETEEN HACKS: Mike Sheley.

SPECIAL NEEDS HACKS: Eugenia Lee.

MEMORY VERSE SIGN LANGUAGE: Sunny Brown.

GRAPHIC DESIGN: Josh Gosney, Jules Gray, Elle Campbell.

LAYOUT DESIGN: Jules Gray, Elle Campbell.

ADDITIONAL SUPPORT: Kenny Campbell, Tash McGill, Stephen Switzer, Ali Anne, Eddie Irvin, Ari Raines, Kellee Gentry, Tim Syman, Josh McLemore, Amber Gaddis.



WEEK 5

HACKS FOR KIDS WITH SPECIAL NEEDS

REVEALED

BY EUGENIA LEE

HOW TO HACK THIS SERIES FOR KIDS WITH SPECIAL NEEDS

In children's ministry, you've got a wide range of ages you need to engage every week, but kids with special needs tend to get overlooked, so here are a few adjustments you can make to this week in order to keep your kids with special needs more engaged.

ACTIVITY | Worst Kept Secret

Drawing requires artistic, creative skills as well as fine motor skills. Model to the students with special needs precisely how to do each step of this activity. Help them to have fun with their artwork, and engage students in conversation to talk about what they drew. Prompt other students and peer buddies to make encouraging comments about everyone's art.

THE BIG IDEA | God forgives me

Many kids with special needs are on a special diet or have severe allergies. Make sure you check with their parents before handing them cupcakes. Have other options ready that is compliant to students' diet, if possible.

REFLECTION | Forgiveness for What?

It's possible you may find it difficult to engage kids with special needs in this reflection activity, but don't get discouraged! Even though they may not follow exactly, your words never return void. In activities like this,

1. present clear, explicit directions,
2. let them know what they're expected to do,
3. model how to do it,
4. guide them at each step of the activity.



ABOUT THE AUTHOR

EUGENIA LEE



SPEDeugenia@gmail.com



facebook.com/SPEDeugenia



instagram.com/SPEDeugenia

Eugenia Lee currently serves as a volunteer leader at Newsong Church in Santa Ana, CA. Having children of her own with special needs, she started leading a support group of parents with special needs children and collaborating with children's ministry. In time, she learned that she loved working with children with special needs and realized it was her calling. She has worked on accommodating and modifying curriculum for students with different needs as well as training 1:1 buddies for many years. Helping children with special needs gave her so much joy that she decided to pursue a teaching career in special education. In a few short weeks, she will be ready to have her own classroom at a public school!

She is also working on a volunteer training manual specifically geared toward layperson volunteers working with children with disabilities in any setting.

Eugenia and her husband live in Orange county, CA with their four amazing children. Home is her favorite place on earth: spending time with her family, cooking up some BBQ, and sharing good conversation with close friends.

If you have any questions about curriculum accommodations and modifications, engaging with parents of special needs children, training volunteers, and so on, feel free to get in contact with her via email, Instagram, or Facebook!

ADDITIONAL DEVELOPMENT: Elle Campbell, Brooklyn Lindsey, Amber Stephens, Linda Moon, Lauren Wierzba.

TEACHING VIDEOS: Elle Campbell, Brooklyn Lindsey, Linda Moon, Jared Callahan.

PRETEEN HACKS: Mike Sheley.

SPECIAL NEEDS HACKS: Eugenia Lee.

MEMORY VERSE SIGN LANGUAGE: Sunny Brown.

GRAPHIC DESIGN: Josh Gosney, Jules Gray, Elle Campbell.

LAYOUT DESIGN: Jules Gray, Elle Campbell.

ADDITIONAL SUPPORT: Kenny Campbell, Tash McGill, Stephen Switzer, Ali Anne, Eddie Irvin, Ari Raines, Kellee Gentry, Tim Synan, Josh McLemore, Amber Gaddis.



WEEK 5

ELEMENTARY LESSON GUIDE

REVEALED

BIG IDEA

God forgives me.

THE BIBLE

Jesus Talks About Forgiveness: Luke 7:40-50;
(Romans 3:23; Hebrews 10:17)

LARGE GROUP TIME

WHAT? *What are we talking about today?*

ACTIVITY | "I'm Sorry, It's Okay"

- **INSTRUCTIONS:** *This is basically a variation of "Marco Polo." Ask one kid to wear a blindfold and try to find the rest of the group. The student that is "it" says, "I'm sorry," and the rest of the group has to say, "It's okay!" The game continues until the kid that is "it" finds everyone. Another way to play would be to have only one or two kids at a time run away/hide.*
- **When are some times we tell someone we're sorry? Why do we say, "It's okay" when someone says they're sorry?** Often times, we say "I'm sorry" and "It's okay" because we have to, and not because we really want or offer forgiveness. Today, we are going to learn what God wants us to know about forgiveness.

ACTIVITY | Gold Rush

- **INSTRUCTIONS:** *Before the kids arrive, hide a lot of "treasure" (such as the gold coins from last week's Bible story, pennies, gold foil candies, flat metallic beads, metal buttons, etc.) around your space.*
- Guess what? Today, we have a treasure hunt for you! That's right — you get to find oodles and oodles of treasure. But I don't have any treasure! So, anytime I come to any of you and say, "May I borrow some treasure?" you have to give me five pieces of treasure!
- **Did you think it was fair that I asked you for your treasure? How come?**
- **How did you feel when I didn't give it back after I "borrowed" it?**

✂ **PRETEEN HACK:** *Let your preteens hide the coins. They could even be the ones to go around and ask kids for their treasure, to make it more interesting.*

POLL | I-O-U

- **INSTRUCTIONS:** *Prepare a few of the following items (or images of them): LEGO blocks, different kinds of candy, or slime. (These can double as prizes for later, if you'd like!)*
- *Let's pretend someone borrowed a hundred dollars from you, but couldn't pay you back. Instead, they said they could give you a lifetime supply of the following: LEGO, candy, or slime. Which would you choose? Why?*

THE BIG IDEA | God forgives me.

- **INSTRUCTIONS:** *Tell the kids you are celebrating something. If there's no obvious celebration to hold, pick a silly made-up holiday or say it's "Just Because" day. Pull out a beautiful tray of delicious cupcakes or a similar treat with lots of fanfare and pomp. Then, find a silly excuse to turn your back for a moment, and while your back is turned, have a pre-designated grownup helper dramatically take one of the cupcakes and signal for the kids not to tell you. When you turn back and discover one is gone, you – in an exaggerated way – try to get to the bottom of it. After a minute or two, have your teammate "fess up" to what they did.*
- *Say, "I wish you hadn't taken my cupcake, but I do forgive you. Thank you for being honest with me."*
- *Now, get pretend-distracted by something else (the helper could even create a distraction), and while your back is turned this time, have another grownup helper take the whole tray of cupcakes. When you turn back around, be astonished the cupcakes are missing. The helper could be hiding them or even standing behind everyone eating one. After another exaggerated search, the helper should admit to taking them. Thank the kids for their patience and give them cupcakes (always be advised of allergies within the group!).*
- *Say, "It makes me feel sad that you (helper) took all of those special cupcakes. But I still forgive you. Because God forgives me when I do something wrong, too. And that's today's Big Idea! **God forgives me.**"*
- *[Optional: You can bake a piece of paper into the cupcakes, and have the helper "choke" on one of the stolen cupcakes that contains a piece of paper that has the Big Idea written on it!]*
 - ✂ **PRETEEN HACK:** *Contact a few of your preteens ahead of time and meet the day before to bake the cupcakes together (you could even involve parents to help)! Also recruit one or two preteens, instead of a leader, to be the ones who sneakily takes the cupcakes during the Big Idea reveal.*
 - ✂ **SPECIAL NEEDS HACK:** *Many kids with special needs are on a special diet or have severe allergies. Make sure you check with their parents before handing them cupcakes. Have other options ready that is compliant to students' diet, if possible.*

SO WHAT? *Why does it matter to God and to us?*

VIDEO | Revealed, Episode 5

- **INSTRUCTIONS:** Play this week's [teaching video](#).

BIBLE STORY | Luke 7:40-50.

- **INSTRUCTIONS:** Show [this video](#) of Luke 7:40-50.
- Let's say I borrowed one dollar from one of you. **Who wants to pretend to lend me a dollar (Select a volunteer)?** Okay, thank you, _____. So, I took this dollar from ___ and I used it, but then I couldn't pay him/her back because I didn't have any money. Would s/he be annoyed? Probably. But it's only a dollar. S/he would probably even say I didn't have to pay her/him back. But let's say I borrowed \$100 from that same person. And I spent it on stuff I didn't even need. **What would you be more upset about, the one dollar or the \$100?** But then let's say that ___ said not to pay him/her back at all! **What's more shocking – letting go of one dollar or \$100?**
- The people in today's Bible story were upset at the woman because they thought she wasn't a very good person, and she was taking up so much of Jesus' time and attention. **But what did Jesus say to that?** Jesus makes the point that the person who had been forgiven for a bigger thing (like owing more money) would be even more grateful than the person who had been forgiven for a smaller thing (like owing less money). Jesus knew the woman really needed a lot of forgiveness, and she was so thankful Jesus gave it to her!
- **Have you ever done something wrong or hurt someone and then felt bad about it?** That's because even though God made us for greatness, sometimes we mess up and do things God doesn't want us to do. That's why we all need God to forgive us. And the good news is, God does!

ACTIVITY | Worst Kept Secret

- **INSTRUCTIONS:** Give each group a small canvas or white art paper and ask the kids to write "God forgives me" with a white crayon in whatever way they want on the canvas. Afterward, ask the kids to paint everywhere on the canvas (Markers are an acceptable alternative, but paint is more exciting and dramatic). Hang the complete Big Idea reveal art up to dry.
- I know we made the hidden message pop out of canvas/paper using paint, but it really is no secret. **God forgives us.** And we should let everyone know it!
 - ✂ **SPECIAL NEEDS HACK:** Model to the students with special needs precisely how to do each step of this activity. Help them to have fun with their artwork, and engage students in conversation to talk about what they drew. Prompt other students and peer buddies to make encouraging comments about everyone's art.

ACTIVITY | Practice Forgiveness

- **INSTRUCTIONS:** Print out the Week 5 printable and cut it out. Put each of the pieces of paper into a hat or a container. Have kids take turns picking a piece of paper and describing what they would say and/or do to show true forgiveness in each of the situations.
- **Which of these situations was the hardest for you to forgive? Which was the easiest? Why?**
 - ✂ **PRETEEN HACK:** Take your discussion further by asking some additional thought-provoking questions: What makes the difference in how much someone is grateful

for being forgiven?; What makes the difference in how hard or easy it is to forgive someone?; Explain what “forgiveness” means without using the word “forgive.”

SCRIPTURE | Romans 3:23; Hebrews 10:17

- **INSTRUCTIONS:** Read Romans 3:23, then show [this video](#) (or another like it that explains this verse). Queue up Hebrews 10:17 for later.
- Yes, it’s sad that everyone sins. But God found a way to forgive us of all our sins by sending Jesus to save us. And once we receive God’s forgiveness, the Bible says (read Hebrews 10:17). That’s right – God’s not even going to remember our wrongdoing. Isn’t that amazing?

NOW WHAT? *What does God want us to do about it?*

REFLECTION | Forgiveness for What?

- **INSTRUCTIONS:** Put some soft music on in the background: You could ask a musician within your ministry to play live, or try some of these [chill worship songs](#) or even pick some classical pieces, like [Bach’s Chorale Cantatas](#), to play quietly. Invite the kids to move around the room a little bit, and tell them they get three minutes to think about things they want to ask God to forgive. Offer examples beforehand. God can forgive when we are mean to our siblings, when we don’t respect our guardians, when we cheat on a quiz or test, when we lie to a friend, when we don’t try our best. Give kids a few minutes to think about what they need God to forgive them for.
- No matter how good we are, we still mess up. When we think about it, we can all think of things we do that hurt God and hurt people and even hurt ourselves. So, we need forgiveness, don’t we? This is why our Big Idea today is so important. God forgives me and God forgives you, too!
 - ✘ **SPECIAL NEEDS HACK:** *It’s possible you may find it difficult to engage kids with special needs in this reflection activity, but don’t get discouraged! Even though they may not follow exactly, your words never return void. In activities like this, 1) present clear, explicit directions, 2) let them know what they’re expected to do, 3) model how to do it, 4) guide them at each step of the activity.*

ACTIVITY | Forgive and Forget

- **INSTRUCTIONS:** Now, invite the kids to write their responses to the previous reflection activity on pieces of dissolve paper and help younger kids write theirs. After everyone has finished, have the kids take turns submerging their papers into a bowl of water and watching the paper dissolve to show God will forgive our sins!
- Remember we just read in Hebrews 10:17 that God will no longer remember the things we did wrong once we are forgiven? And unlike us, who likes to remember every wrong thing someone has ever done to us, God keeps that promise of “forgive and forget.” Take a moment to thank God for not holding our mistakes against us!
 - ✘ **PRETEEN HACK:** *Repeat this activity, but this time, have them write down something someone else did or said about them that they need to forgive. Say, “Just like how Jesus forgives and forgets our sins, let’s do the same for people who need our forgiveness.”*

PRAYER

- God, thank You for forgiving us. We are sorry for the stuff we do that makes You sad. We are sorry for the times we are mean or we lie or we cheat. Thanks for always forgiving us and helping us stay away from the things that do not please You.

MEMORY VERSE | Jeremiah 33:3

- **INSTRUCTIONS:** Split your kids into two teams (or choose two kids to play up front). Ask them to go back and forth, quoting the verse one word at a time. The first person to forget a word is out.

SMALL GROUP TIME

DISCUSSION

- Why were the people in the story mad at the woman?
- Why do you think the woman was so happy and grateful to be around Jesus?
- Why did Jesus tell the story of the two men who owed different amounts of money?
- Re-read Romans 3:23. Who needs God's forgiveness?
- How does it feel when you know you've done something wrong or hurt someone?
- Describe a time when you needed forgiveness.
- Why do you think forgiveness is important?

ACTIVITY | Shine a Light

- **INSTRUCTIONS:** Make double-sided photocopies of the printable provided in your Week 5 'printables' folder. Inside the empty bill on the front side, ask the kids to draw a picture of themselves in pencil. They could color the drawing using colored pencils if they'd like. Be sure not to use markers! Then, have them hold their drawing up to the light, or use a flashlight or cell phone light. The word "FORGIVEN" should appear!
- This week, any time you make a mistake or do something wrong, stop and tell God you are sorry. Make sure you always say, "Thank you," because God will forgive you!

MEMORY VERSE | Jeremiah 33:3

- **INSTRUCTIONS:** Introduce kids to this month's memory verse, teaching them the signs (a combination of SEE and ASL) we've provided.