



WEEK 5

PRESCHOOL LESSON OUTLINE



BIG IDEA

We can care about what God cares about.

THE BIBLE

Treasures in Heaven: Matthew 6:19-24

THIS WEEK AT A GLANCE

WELCOME TIME

- **ACTIVITY** | Treasure Hunt
- **ACTIVITY** | Treasure Stockpile

TEACHING TIME

- **MUSIC** | "A Gift to You"
- **THE BIG IDEA** | We can trust God with our gifts.
- **VIDEO** | Unboxed, Episode 5
- **SCRIPTURE** | II Corinthians 9:1-15
- **ACTIVITY** | Treasure Collection
- **PRAYER**

DISCUSSION TIME

- **SNACK** | Giving a Gift
- **ACTIVITY** | Thumbs Up, Thumbs Down
- **ACTIVITY** | Giving Box
- **MEMORY VERSE** | I Peter 4:10 (NIV)

PLAY TIME

- **ACTIVITY** | Coloring Page
- **ACTIVITY** | Go Fish
- **ACTIVITY** | Dinner Party



WEEK 5

HACKS FOR TODDLERS



BY KATHIE PHILLIPS

HOW TO HACK THIS SERIES FOR TODDLERS

In children's ministry, you've got a wide range of ages you need to engage every week, but toddlers tend to get overlooked. But you know your toddlers need more than just babysitting, so here are a few adjustments you can make to this week in order to keep your toddlers more engaged.

ACTIVITY | Treasure Hunt

Try burying the coins in a shallow bin of play sand or uncooked beans or rice.

ACTIVITY | Treasure Stockpile

Have kids toss ball pit balls or bean bags instead of small coins, and make sure the box is fairly large.

ACTIVITY | Giving Box




While you are decorating together, let one kid at a time go inside the large box, and yell "Surprise!" as they come out. Make sure you make fun remarks like, "Wow, for me?!" or "Hey, you're the best gift ever!"

ACTIVITY | Go Fish

Set out various colored items (such as a red ball, a yellow flower, a blue fish, a green block, an orange pom pom, etc.), instructing the kids to give you certain items when you call their color.

ABOUT THE AUTHOR

KATHIE PHILLIPS

 Kidminspiration.com
 facebook.com/kwilliamsphillips
 instagram.com/kathiephillips74
 twitter.com/kidminkathie



Kathie is a children’s ministry leader at Central Presbyterian Church in Baltimore, Maryland. She’s been serving in children’s ministry since she was 13 years old. She’s a speaker, consultant and children’s ministry coach. She’s also a published author. She leads workshops at national kidmin conferences and has made guest appearances on kidmin podcasts. She wrote the book “Top 50 Object

Lessons, Games, and Activities” that was published in 2017. One of the things she’s most proud of is the preteen ministry she launched at her church. She’s been married to her college sweetheart for over 23 years and has two adult children. She loves to travel, read, and try new recipes. She loves crossword puzzles and loves to indulge in Maryland crab cake.

ADDITIONAL DEVELOPMENT: Elle Campbell, Brooklyn Lindsey, Amber Stephens, Linda Moon.

TEACHING VIDEOS: Stephanie Whitacre, Elle Campbell.

TODDLER HACKS: Kathie Phillips.

MEMORY VERSE SIGN LANGUAGE: Sunny Brown.

GRAPHIC DESIGN: Josh Gosney, Jules Gray, Elle Campbell.

LAYOUT DESIGN: Jules Gray, Elle Campbell.

ADDITIONAL SUPPORT: Kenny Campbell, Tash McGill, Stephen Switzer, Ali Anne, Eddie Irvin, Ari Raines, Kellee Gentry, Tim Synan, Josh McLemore, Amber Gaddis.



WEEK 5

PRESCHOOL LESSON GUIDE



BIG IDEA

We can trust God with our gifts!

THE BIBLE

Generosity: II Corinthians 9:1-15

WELCOME TIME

ACTIVITY | Treasure Hunt

- Welcome back! Last week, we learned about treasures on Earth and treasures in heaven. So, how about a treasure hunt?!
- **INSTRUCTIONS:** *Hide enough gold coins around the room so that each kid would be able to retrieve at least one.*
 - ✂ **TODDLER HACK:** *Try burying the coins in a shallow bin of play sand or uncooked beans or rice.*
- There are many gold coins hidden in this room, and you have exactly two minutes to them all! Once you find a coin, you can rest on the side of the room, or you can help your friends find coins.
- **Who found their coins all on their own? Did anyone get help from somebody?**

ACTIVITY | Treasure Stockpile

- You are all great treasure hunters! But most treasure hunters look for precious things so they can keep it and get rich. But God wants us to do different things with all the gifts we have. . . God wants us to give them away!
- **INSTRUCTIONS:** *Place an open treasure chest at the front of the room. One at a time, invite the kids to come up and stand three feet away from the treasure chest. Encourage them to toss the coins into the chest.*
 - ✂ **TODDLER HACK:** *Have kids toss ball pit balls or bean bags instead of small coins, and make sure the box is fairly large.*

TEACHING TIME

MUSIC | “A Gift to You”

- **INSTRUCTIONS:** Play the song, “A Gift to You” by Kids Worship Songs Children Ministry ([video](#)). Encourage kids to sing along!

THE BIG IDEA | We can trust God with our gifts.

- We have made it to the end of our “Unboxed” series, where we’ve talked about the good gifts God gives us. Today, we’re going to learn a brand new Big Idea. If you’re ready to hear it, let me hear you make the loudest drumroll ever!
- **INSTRUCTIONS:** While kids pat their legs and stomp their feet, open the big box of Big Ideas and take out the last weekly box, and share the Big Idea with the group.
- Our Big Idea is: We can trust God with our gifts!

VIDEO | Unboxed, Episode 5

- **INSTRUCTIONS:** Play this week’s preschool [teaching video](#).

SCRIPTURE | II Corinthians 9:1-15

- **INSTRUCTIONS:** Introduce the story of Paul and then read the “letter” from Paul below. Before group time, write/print the letter on a long piece of parchment paper then make a show of unrolling the paper as you read it for the kids.
- In today’s Bible story, Paul, who is someone who taught people about God, is writing a letter to a church in a city called Corinth. Paul is asking them to share their gifts with other churches who need their help. Let’s see what Paul wrote to them!
- “Dear friends in Corinth. I’m so glad you offered to help because there are some churches that could really use your help! I know giving isn’t easy, but please don’t feel grumpy about giving. Choose to be happy about giving instead! When you give cheerfully, God will bless you with everything you need. Plus, when you give, you’re not just helping others –you’re showing God how thankful you are. When you give to help others, people will see that and praise God, too! And God will always take care of you. Love, Paul.”
- Wow! Paul’s letter says that giving is great, but also that we should give with happy hearts – not just because we are forced to!

ACTIVITY | Treasure Collection

- Paul encouraged his friends to not only give, but to be happy about giving. Giving should make us happy! Let’s practice happy giving right now!
- **INSTRUCTIONS:** Give each kid five gold coins. Tell the kids to walk around, giving their coins to someone else. When they do, tell them to say, “I’m happy to share my treasure with you!” Instruct the recipient of the coins to say, “Thank you for sharing your treasure with me!”
- Didn’t it feel so good to share with your friends? You were all such happy givers!

PRAYER

- God, You give us good things. Help us to give to others happily so that people may come to know you and love you like we do. We trust that You will do amazing things with our gifts!

DISCUSSION TIME

SNACK | Giving a Gift

- **INSTRUCTIONS:** Pass out a snack of your choice to all of your preschoolers in a smiley face snack bag [like these](#) or [like these](#). and ask them to sit and listen while they eat. Your discussion will be more effective when they're busy sitting and snacking!
- **What is something you were happy to give to someone?**
- **Why were you excited to give them that?**
- **How did you feel giving something instead of getting something?**

ACTIVITY | Thumbs Up, Thumbs Down

- **INSTRUCTIONS:** Tell the kids to give a 'thumbs up' if it's something God wants us to do or a 'thumbs down' if it's something God wouldn't want us to do.
- **Does God want us to share our gifts?**
- **Does God want us to share because we HAVE to?**
- **Does God want us to give to others happily?**
- **Should we complain when someone tells us to share?**
- **Should we trust God with our gifts?**

ACTIVITY | Giving Box

- **INSTRUCTIONS:** Play this unboxing [video](#) from Ryan's Mystery Playdate. Then have kids decorate a large cardboard box together with art supplies, stickers, stamps, etc. while you discuss the questions below.
 - ✂ **TODDLER HACK:** While you are decorating together, let one kid at a time go inside the large box, and yell "Surprise!" as they come out. Make sure you make fun remarks like, "Wow, for me?!" or "Hey, you're the best gift ever!"
- **Wasn't it so fun to see Ryan open the mystery box?** Let's pretend that we are going to put together a surprise box for someone special.
- **Who would we give this box to?**
- **What are some things we can put in this box that would make someone very happy?**
- **If you could give this person something you already have, what would it be?**
- Thank you so much for making this box so special! Let's keep this box as a reminder to always give to others with a happy heart! And to trust God with all our gifts!

MEMORY VERSE | I Peter 4:10 (NIV)

- **INSTRUCTIONS:** Stand in the middle of the room with your eyes closed, and give the kids ten seconds to choose a corner of the room to run to. When time is up, point to a random corner of the room, still with your eyes closed. Everyone who is standing in that numbered corner must repeat the memory verse after you! Repeat as many times as desired.

PLAY TIME

While you're waiting for parents to pick up their kids . . .

ACTIVITY | Coloring Page

- **INSTRUCTIONS:** Give each kid a coloring page along with crayons, markers, or colored pencils. Remind them of today's story, memory verse, and Big Idea as they color!

ACTIVITY | Go Fish

- **INSTRUCTIONS:** Encourage the kids to play the traditional card game, "Go Fish," reminding them how fun it is to be a cheerful giver when they have to give away a card.
 - ✂ **TODDLER HACK:** Set out various colored items (such as a red ball, a yellow flower, a blue fish, a green block, an orange pom pom, etc.), instructing the kids to give you certain items when you call their color.

ACTIVITY | Dinner Party

- **INSTRUCTIONS:** Set out fake food, dishes, and napkins on a table. Tell the kids to pretend to set up a meal for someone in need. Talk with them about doing that with joy as they prepare the pretend meal.

Encourage your preschoolers to help clean up the room while they wait for their parents.